

2017 ANNUAL REPORT

MARYLAND DEPARTMENT OF STATE POLICE MARYLAND VEHICLE THEFT PREVENTION COUNCIL



LARRY HOGAN
Governor

BOYD K. RUTHERFORD
Lt. Governor

COLONEL WILLIAM PALLOZZI
Superintendent, Maryland Department of State Police

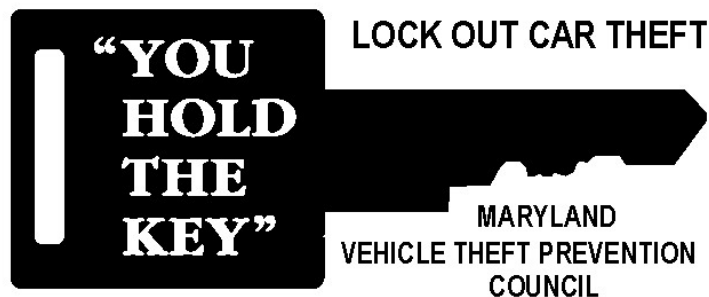
CHRISTOPHER T. McDONOLD
Executive Director



Uniform Crime Report *Crime in the United States, 2017*

In the FBI's Uniform Crime Reporting (UCR) Program, motor vehicle theft is defined as the theft or attempted theft of a motor vehicle. In the UCR Program, a motor vehicle is a self-propelled vehicle that runs on land surfaces and not on rails. Examples of motor vehicles include sport utility vehicles, automobiles, trucks, buses, motorcycles, motor scooters, all-terrain vehicles, and snowmobiles. Motor vehicle theft does not include farm equipment, bulldozers, airplanes, construction equipment, or water craft such as motorboats, sailboats, houseboats, or jet skis. The taking of a motor vehicle for temporary use by persons having lawful access is excluded from this definition.

2017
ANNUAL REPORT
OF THE
MARYLAND VEHICLE THEFT PREVENTION COUNCIL
TO THE
GOVERNOR AND LEGISLATURE
OF THE
STATE OF MARYLAND



Larry Hogan
Governor
Boyd K. Rutherford
Lt. Governor

MARYLAND



"Watch Your Car"
Program

FOR MORE INFORMATION, PLEASE CONTACT:

MARYLAND VEHICLE THEFT PREVENTION COUNCIL

1201 Reisterstown Road

Pikesville, MD 21208

Phone (410) 386-3015

1-800-96-THEFT

E-Mail: mvp.vtpc@maryland.gov

www.MDAutoTheft.org

2017 ANNUAL REPORT

MARYLAND VEHICLE THEFT PREVENTION COUNCIL

COUNCIL MEMBERS

The Vehicle Theft Prevention Council consists of thirteen members appointed by the Governor. The Council includes representatives of law enforcement, prosecutors' offices, automobile insurers, state government, and the general public.

EX OFFICIO MEMBERS

Colonel William Pallozzi

Secretary, Department of State Police
Chair

Sam J. Abed

Secretary, Department of Juvenile Services

Michael Zeigler

Acting Secretary, Department of Public Safety
and Correctional Services

Christine Nizer

Administrator, Motor Vehicle Administration

COUNCIL STAFF MEMBERS

Christopher T. McDonold

Executive Director

Gregory M. Shipley

Director
Department of State Police
Office of Media Communications

Elena Russo

Deputy Director
Department of State Police
Office of Media Communications

REGULAR MEMBERS

James V. Aluisi

Community Representative
Anne Arundel County

Neil Schachter

Community Representative
Baltimore County/Baltimore City

Thomas P. Reich

Representative
National Insurance Crime Bureau (NCIB)

Victor E. Epps

Nationwide Insurance Company, Foreign
Insurance Carrier Representative

Hon. Scott D. Shellenberger

State's Attorney for Baltimore County
Maryland State's Attorney's Representative

Vacant

Representative
Office of the Governor

Phillip V. Lee

Community Representative
Prince George's County

Larry E. Hinton

GEICO Insurance Company
Domestic Insurance Carrier Representative

Chief Henry P. Stawinski III

Prince George's County Police Department
Local Law Enforcement Representative

TABLE OF CONTENTS

Executive Summary	1
Nature and Extent of Vehicle Theft in Maryland	2
Statewide Vehicle Theft Prevention Strategies	9
The Council's Impact on Preventing Vehicle Theft	10
Vehicle Theft By The Numbers	12
Vehicle Theft Facts and Tips	14
The Year in Pictures	15

Appendices

A - Jurisdictions Receiving Council Assistance	23
B - Multi-Jurisdictional Task Force Operations	24
C - Washington Area Vehicle Enforcement Accomplishments	25
D - Summary of Grant Recipients	26
E - Grant Award Analysis By Jurisdiction	28
F - Fiscal Summary Report	30
G - Percentages By Jurisdiction	31
H - Maryland Vehicle Thefts	32
I - National Vehicle Theft Totals	33
J - National Vehicle Theft Rates	34
Vehicle Theft On the Road	35

A PARTNERSHIP IN LAW ENFORCEMENT



EXECUTIVE SUMMARY

The Vehicle Theft Prevention Council (Council) is in its 23rd year of service to the citizens of the State of Maryland. Council Programs have proven to be highly effective with a direct correlation to funding levels. From 1995 - 2000, Vehicle Theft Programs were fully funded and vehicle theft decreased 32%. From 2001 - 2004, funding levels were drastically reduced and vehicle theft increased 28%. Full funding levels were restored in 2005, with a corresponding decrease of 60% by 2017. Since the Council's inception in 1994, vehicle theft in Maryland has decreased 65% in total numbers.

WASHINGTON REGION

Of significance, is the high level of vehicle thefts experienced in Prince George's County. Between 2001 - 2004, vehicle theft increased 102% from 8,659 to 18,482. With enhanced funding in FY 2005 - FY 2017, vehicle theft prevention programs were restored in the County. By the end of 2017, vehicle theft had decreased 69% to a level of 3,982 vehicle thefts in the Washington Region.

BALTIMORE REGION

The Council's most prominent success has been in the Baltimore Region. In 1994, 52% of all vehicle thefts in the state occurred in Baltimore City and Baltimore County. The Council's first funded Program was to assist in creating a multi-jurisdictional Task Force between the City and the County which has come to be known as the Baltimore Regional Auto Theft Team, or RATT. This proved to be highly successful; vehicle theft rates in Baltimore City and Baltimore County decreased 50% between 1995 - 2000, while vehicle theft in those areas has since decreased an average of 38%. The RATT concept was duplicated in the Washington Region in 2005 with similar results.

2017 COUNCIL INITIATIVES

In July 2017, the Council awarded 20 grants to a variety of organizations encompassing public awareness and prevention, law enforcement, prosecution, and juvenile intervention for a total of \$1,852,500.00. These grants were focused on the Baltimore/Washington Metropolitan Area where 92% of all vehicle thefts occur. Grants in the Baltimore Region were awarded to Baltimore City, Baltimore County, Anne Arundel County, Harford County, Howard County, and the City of Annapolis. Grant assistance in the Washington Region includes Prince George's, Montgomery, and Charles Counties.

*The Council
awarded 20
grants in
2017...for a total
of \$1,852,500.00.*



The Council continues to support and administer "Watch Your Car" which is a National Vehicle Theft Prevention Program. The Program is voluntary and allows police to stop vehicles displaying the special "Watch Your Car" decals between the hours of 1:00 a.m. and 5:00 a.m. There are

approximately 40,000 Maryland motorists currently registered in the Program.

The Council also continues to partner with the MD-DC Anti-Car Theft Committee (ACT). ACT is the Council's private sector partner and provides free "VIN Etching" and other vehicle theft prevention services which supplement the Council's public awareness efforts.

CONCLUSION

Based upon funding levels, the Council has been successful in providing planning and fiscal resources to state, local jurisdictions, and community organizations whose effort, in turn, affected vehicle theft rates. Our goal is not only to continue to reverse the vehicle theft trend, but to continue to manage the problem in the future.

THE NATURE AND EXTENT OF VEHICLE THEFT IN MARYLAND

After four years of significant increase between 2000 - 2004, Maryland has experienced a 63% percent reduction in vehicle theft since 2003. In 1999, Maryland had a total of 26,063 vehicle thefts, a decrease of 32% over 1994. Total thefts rose to 36,406 in 2003 representing an increase of 10,339 stolen vehicles. In 2004, we saw a slight decrease of 545 stolen vehicles, or -1.5%. In 2017, thefts had decreased to 13,553, or a 63% decrease over 2003. In economic terms, this decrease is significant. Based on the \$7,680.00 UCR average price of a stolen vehicle*, decreases in thefts since 1994 translates to an economic savings of \$189,932,828 to Maryland citizens.

THE NATURE OF VEHICLE THEFT

Vehicle theft is primarily a crime of opportunity. Victims often fail to employ even the most modest precautions to deter theft. Frequently, victims either do not lock the vehicle, leave the vehicle with the keys in the ignition, or occasionally, both. Several surveys indicate that many cases of vehicle theft result from such carelessness. Surveys by the Baltimore Regional Auto Theft Team (RATT), continues to show that about 50% of recovered stolen vehicles had the key in the car at the time of their recovery.

The Prince George's County Police Department findings: approximately 32% of criminal incident reports surveyed mentioned that the key was found in the recovered vehicle. The Montgomery County Police reported similar findings. Thus, the perpetrators often steal a vehicle with little effort.

PERPETRATORS

Auto theft can best be understood by the perpetrator's motivations. Thefts can be distributed into four distinct groups. In most cases, vehicles are stolen either for the resale or distribution of parts, for transportation purposes, for the commission of other crimes, or for exportation. Of these four factors, the greatest threats to Maryland

citizens are the destruction of vehicles for parts and exportation. The operation of "chop shops" and exportation allows for the complete destruction of vehicles often resulting in a total loss for the owner. In the other two instances (transportation purposes and the use of vehicles to commit other crimes) the destruction of the vehicle is generally not as certain and the large majority are recovered.

During 2017, 84% of the motor vehicle thefts were cars, 5% were trucks and buses, and 11% were other motor vehicles. Motor vehicle thefts accounted for 10% of property crime and 8% of the crime index. There were 224 motor vehicle thefts per 100,000 population.

Decreases in thefts since '94 translates to an economic savings of \$189,932,828.00



The 2017 Maryland UCR provided final arrest statistics for vehicle theft. In comparing 2014 to 2016 data, arrests for vehicle theft decreased from 1,502 in 2016 to 1,951 in 2017. The perpetrators, according to the 2017 UCR, were 79% male and 21% female; with 27% being white, 72%

African American, 1% American Indian, Asian, and Pacific Islander. 35% of those arrested for vehicle theft were juveniles.

LOCATION OF THEFT

Historical data indicates that vehicle thefts often occur in two distinct areas that conform to a time frame. In most circumstances, thefts occur either in residential areas in the late evening and early morning hours, or in commercial areas in the mid-day hours. In both cases, the perpetrators easily elude observation.

RECOVERY & VEHICLE THEFT

Often, the location of the recovery provides law enforcement officials with valuable information on the nature of the crime. In rural areas, vehicles are often abandoned in fields. Vehicles left in suburban and urban areas generally are found on the street, as if parked. In 2017, 68% of reported stolen vehicles were recovered at a value of \$47,933,289.

2017

ANNUAL REPORT

MARYLAND VEHICLE THEFT PREVENTION COUNCIL

This rather substantial recovery rate suggests that most vehicle theft instances are related either to transportation purposes or to the use of a vehicle to commit other crimes.

TYPES OF VEHICLES STOLEN

Although vehicle theft is primarily a crime of opportunity, perpetrators often favor particular makes and models. The following list ranks, according to information received by the Maryland Vehicle Theft Prevention Council, the ten most common vehicles stolen in the area of occurrence.

Top 10 Stolen Vehicles in Maryland:

1. Honda Accord	2010
2. Dodge Caravan	2002
3. Toyota Camry	2016
4. Ford Pickup (Full Size)	2005
5. Nissan Altima	2015
6. Honda Civic	2013
7. Hyundai Sonata	2013
8. Toyota Corolla	2013
9. Acura TL	2005
10. Jeep Cherokee/Grand Cherokee	2000

Top 10 Stolen Nationwide:

1. Honda Civic	1998
2. Honda Accord	1997
3. Ford Pick-Up (Full Size)	2006
4. Chevrolet Pick-Up (Full Size)	2004
5. Toyota Camry	2017
6. Nissan Altima	2016
7. Toyota Corolla	2016
8. Dodge Pick-Up (Full Size)	2001
9. GMC Pick-Up (Full-Size)	2017
10. Chevrolet Impala	2008


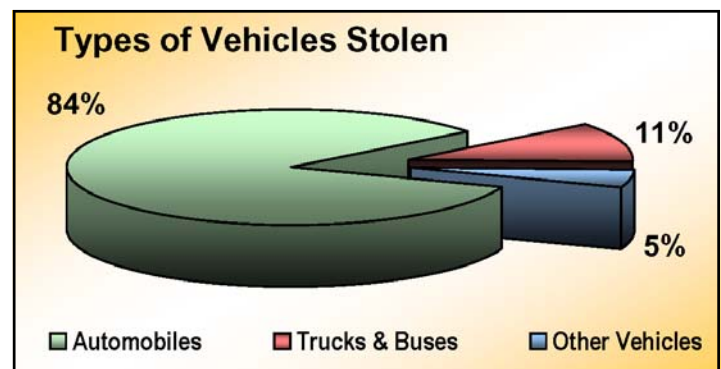
Consumer Reports

Driver error is to blame in 40% to 50% of vehicle thefts.

(keys in vehicle / windows down / doors unlocked)

MOTOR VEHICLE ROBBERY

In 2017, there were 822 carjackings, a 28% increase from the 644 reported in 2016, and the 524 reported in 2015. It has previously been hypothesized that, as public awareness programs increase and anti-theft devices become more popular, carjackings would also increase. However, recent data does not support this hypothesis. From 1994 - 2000, vehicle theft decreased 36% and carjacking decreased 44%. From 2005 - 2017, vehicle theft decreased 60% and carjacking decreased 42%. The nature of vehicle theft and vehicle robbery differ drastically. Whereas vehicle theft is a crime of opportunity, vehicle robbery presents the perpetrator with intense personal involvement with the victim. In 2017, vehicle theft decreased 2% and carjacking increased 28% over the previous year.



2017

ANNUAL REPORT

MARYLAND VEHICLE THEFT PREVENTION COUNCIL

THE EXTENT OF VEHICLE THEFT

The Baltimore Region has seen decreases in vehicle theft since 1994 levels. The most dramatic decreases can be seen in Harford County, Howard County, and Baltimore County. These three areas, respectively, had decreases of 79, 69 and 67 percent since the intervention of the Council in 1994. In addition, as part of the Baltimore Metro area, Anne Arundel County has experienced a 63% decrease, while Baltimore City has decreased 62%.

The Washington Region has seen similar success since 1994 with Montgomery County experiencing a 75% decrease, Prince George's County decreasing 67%, and Charles County seeing a decrease of 58%.

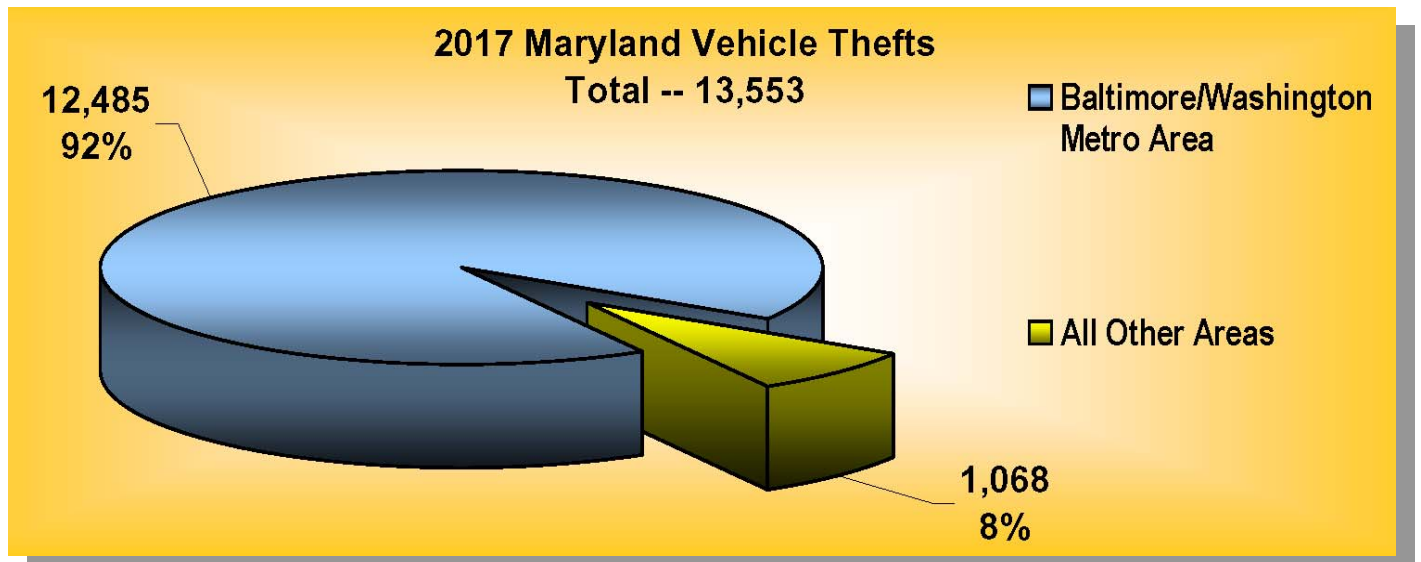
Most non-urban regions of the state experienced decreases in vehicle theft since the inception of the council. The Western Region (Allegany, Carroll, Frederick, Garrett, and Washington Counties) was no exception, with a decrease of 31%. The Eastern Shore Region (Caroline, Cecil, Dorchester, Kent, Queen Anne's, Somerset, Talbot, Wicomico, and Worcester Counties) reported a decrease of 38%. The Southern Region (Calvert, Charles, and St. Mary's Counties) reported a decrease of 48%. Of note is a 71% increase in Dorchester County and a 39% increase in Calvert County, as well as a 30% decrease in St. Mary's County and a 29% decrease in Garrett County.

COMPARISON WITH OTHER CRIMES

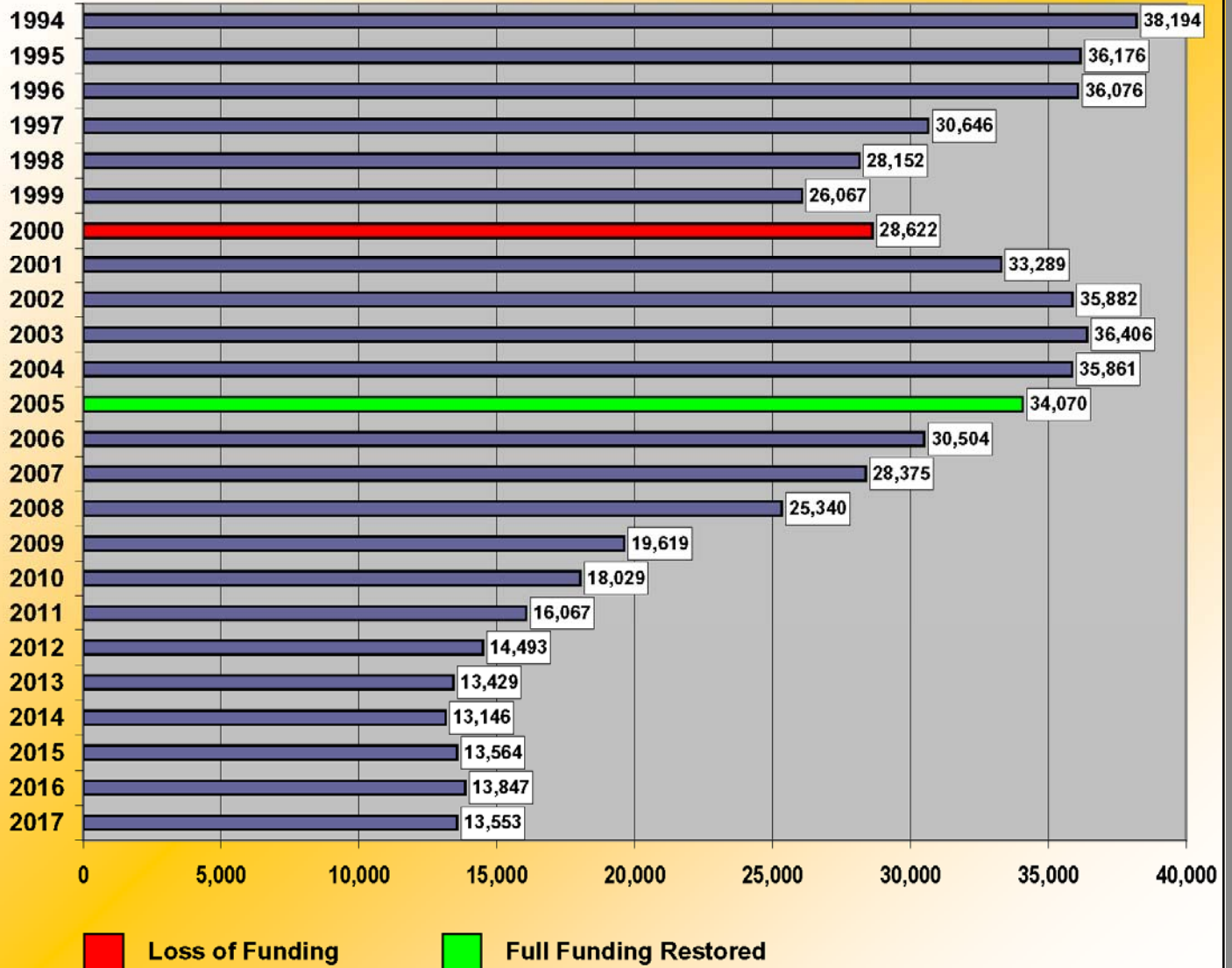
The trends in vehicle theft during 2017 can be compared to other forms of crime. On the whole, crime in Maryland decreased 3% over 2016. For 2017, the vehicle theft rate in Maryland has decreased 2%. Since the Council's first programs were implemented in 1994, the motor vehicle theft rate has declined 70.4 percent (per 100,000 population.). The most significant decline in crime since 1994 has been motor vehicle theft, where the rate in Maryland has declined 64%.

CONCLUSION

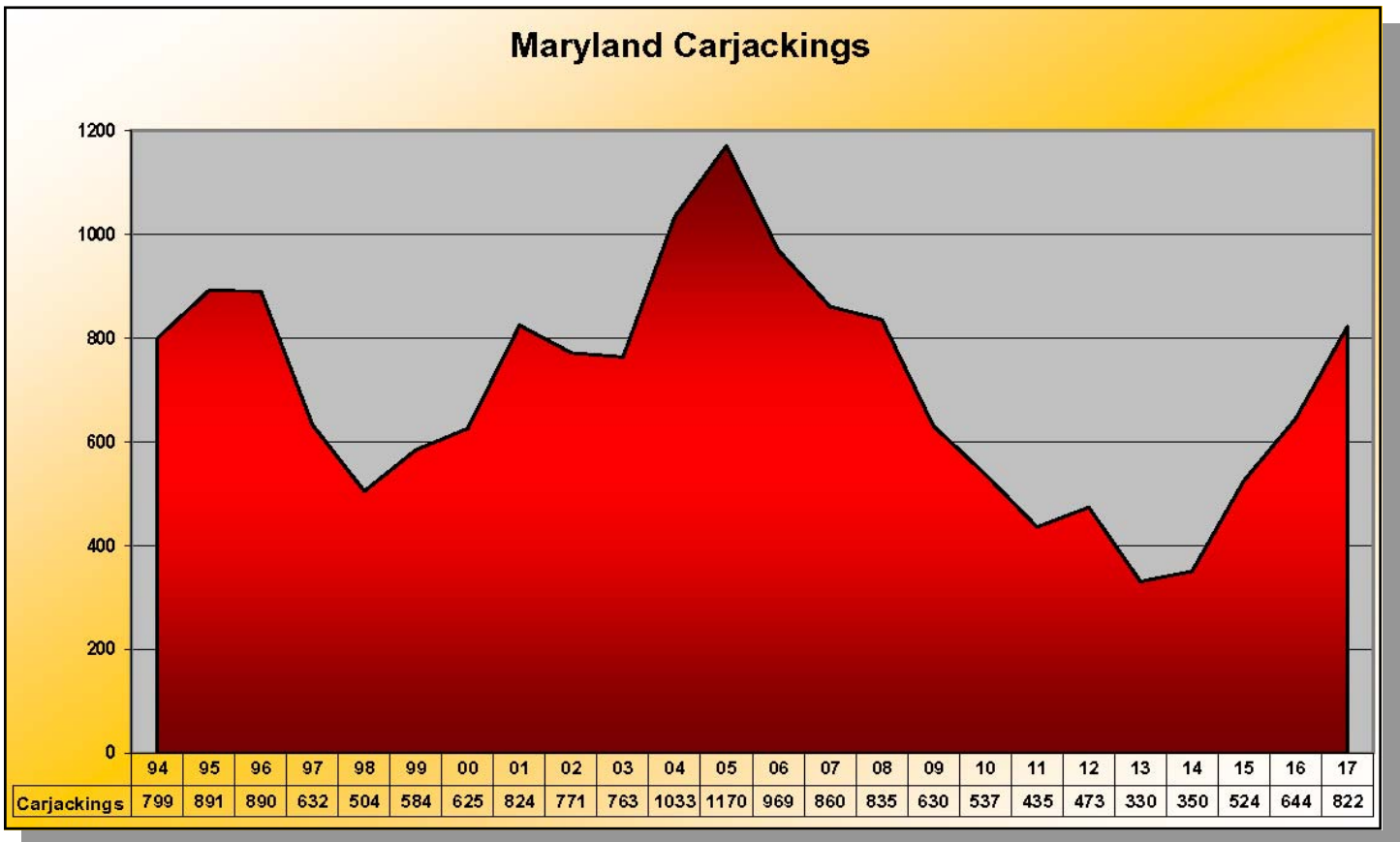
Vehicle theft continues to be a problem for Maryland. Research has shown that vehicle thefts are committed in concert with other related crimes. As vehicle thefts decline, the opportunity to commit other related crimes also decreases.



Maryland Vehicle Theft



Many stolen vehicles end up like this. The Maryland Vehicle Theft Prevention Council encourages residents to protect their property from theft by employing a "Four Layer Approach".



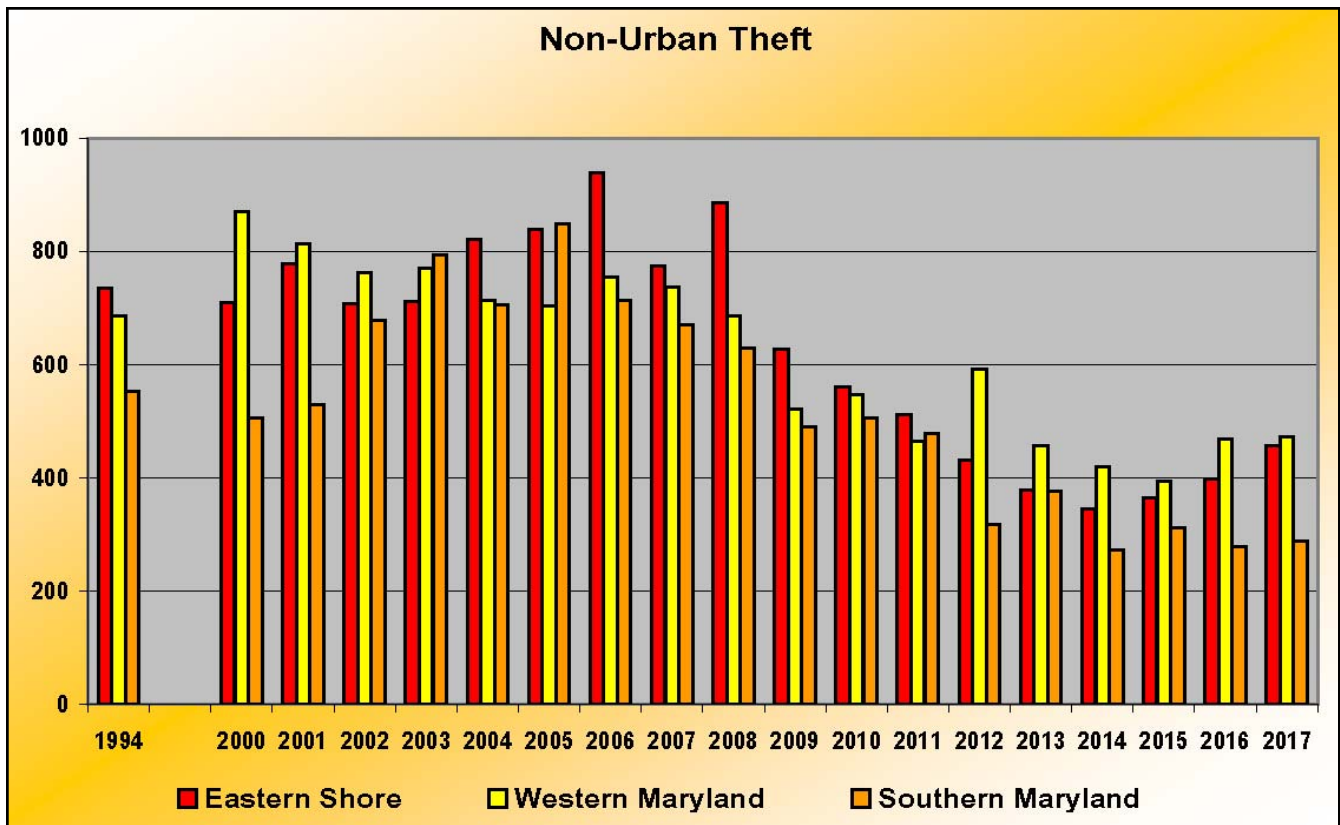
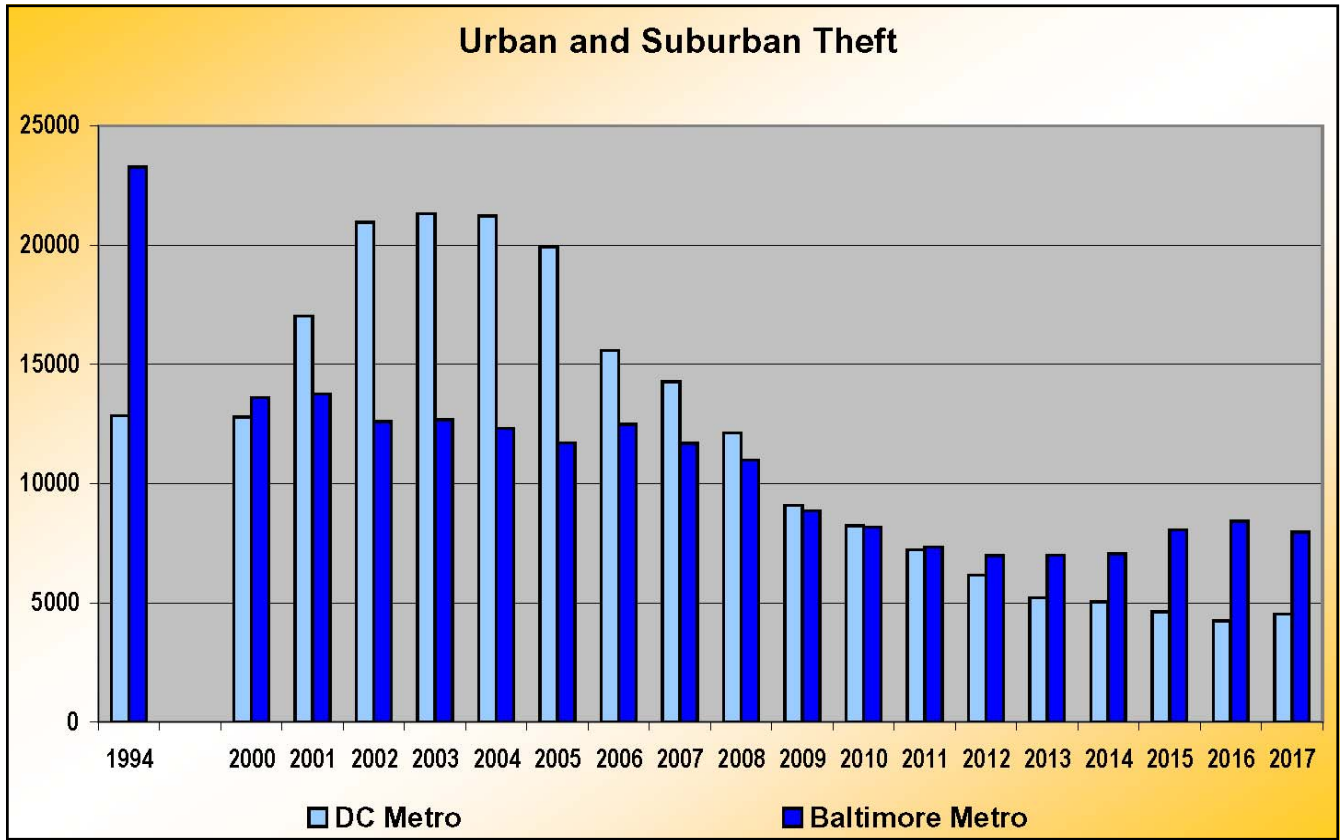
Carjackers look for the right opportunity.

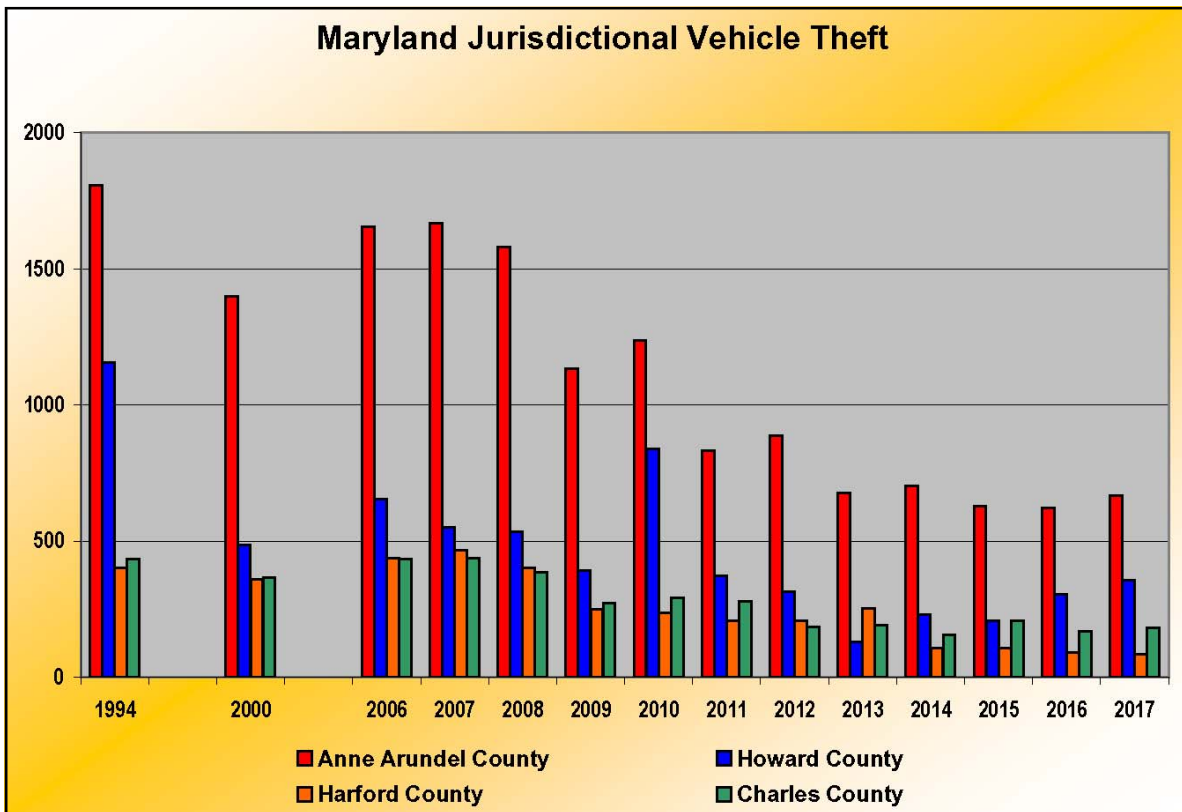
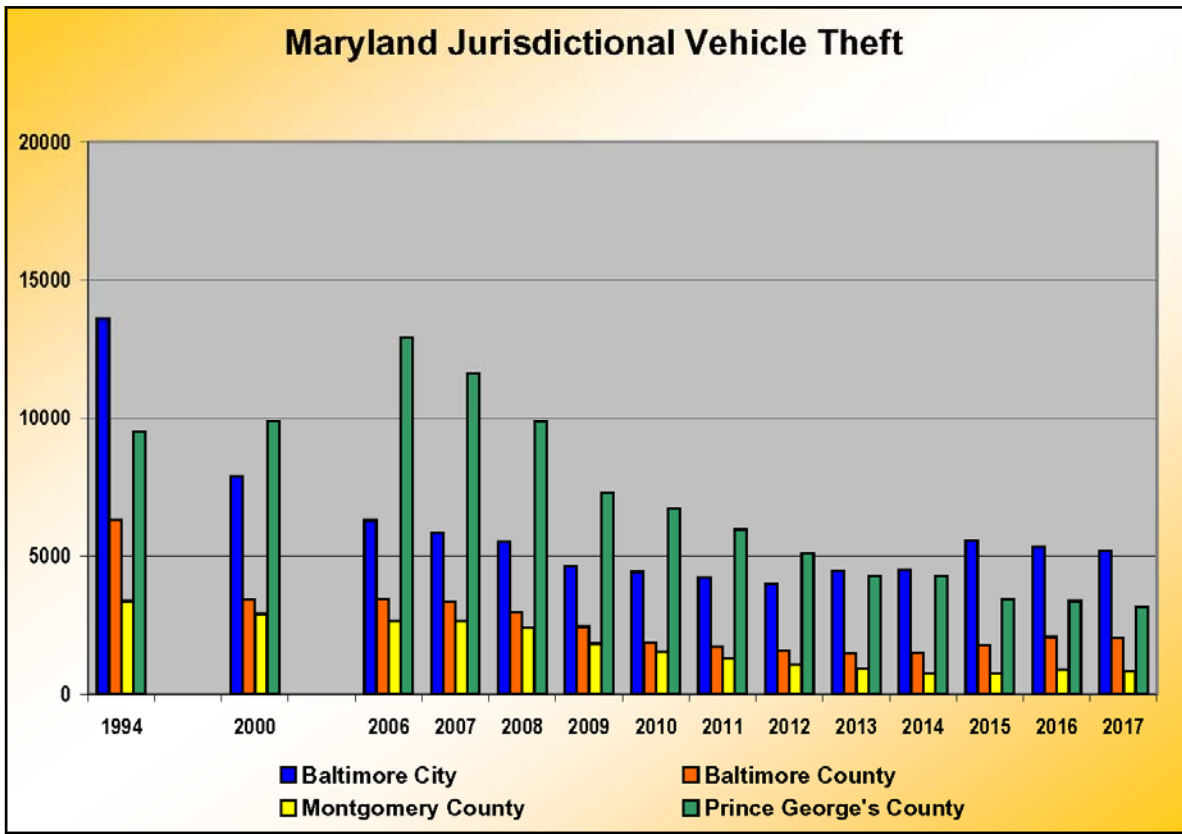


Generally, carjackers look for drivers slowing down, stopping, or getting into or out of their vehicle.

That is why carjacking often occurs in parking lots and garages, at stop lights and signs and by the side of the road.

If you encounter a carjacker, surrender the vehicle without a fight. Carjacking is a serious and very dangerous situation. You can replace a car, but the life of every Maryland resident is precious.





STATEWIDE VEHICLE THEFT STRATEGIES

FOUR PART APPROACH

The Council has embraced a four-part programmatic approach based on efforts in other states which have proven effective in the prevention of vehicle theft.

PREVENTION / EDUCATION

Statistics estimate that in three out of four cases of auto theft, owners left the doors unlocked. In one out of four cases, keys were left in the ignition. Without prevention efforts and public support, law enforcement alone cannot effectively prevent vehicle thefts in Maryland.

Public education campaigns and prevention training programs can increase individual awareness of the cost of vehicle theft, provide tips for vehicle owners to prevent thefts, and demonstrate the savings that preventative measures yield. The Council encourages prevention programs that promote public awareness and provide public training in the preventative measures.

In an effort to assure maximum effectiveness and statewide coverage of a prevention campaign, the Council encourages programs covering multiple jurisdictions. Partnerships promoting vehicle theft prevention programs between local law enforcement agencies and community organizations are strongly promoted. All law enforcement grants are required to have a prevention component.

DETECTION AND APPREHENSION

The Council encourages detection and apprehension programs by specifically allocating funds to law enforcement agencies. Vehicle theft detection and apprehension programs include community involvement programs, detection training programs, and enhancements to information-gathering programs. Vehicle theft often transcends jurisdictional boundaries; the Council, therefore, encourages law enforcement efforts covering multiple jurisdictional boundaries. An example of this is multi-agency vehicle theft

enforcement teams. Multi-jurisdictional efforts may include municipalities, counties, regions, and community organizations.

PROSECUTION & CONVICTION

Prosecution and conviction of automobile thieves is one of the most important means of breaking vehicle theft rings and reducing the economic incentives of vehicle theft.

In the past, the prosecution of vehicle theft cases had a relatively low priority at both local and state levels because of four factors: staffs were limited and consumed with prosecution of violent crimes, vehicle theft is a property crime as opposed to a personal crime, victims receive insurance compensation, and vehicle theft prosecutions are complex and expensive in comparison to resultant penalties. A special prosecutor to handle vehicle theft cases through both district and circuit courts is an effective method in achieving convictions.

The Council encourages prevention programs that promote public awareness and provide public training in the preventative measures.



The Council encourages prosecution and judicial programs designed to assist with the prosecution of persons charged with vehicle theft offenses, as well as efforts to implement legislative changes that facilitate the prosecution of vehicle thieves and forfeiture of their property.

JUVENILE INTERVENTION

Because of the large percentage of juveniles involved in auto theft, the Council dedicates a percentage of funds to juvenile service agencies to develop programmatic initiatives with specific vehicle theft offense components. The funds will also be used to improve data collection to enhance research and analysis capabilities of juveniles involved in vehicle theft and related offenses. Schools may be an effective setting for presenting special vehicle theft programs to large groups of young people. Current study data indicates a need to influence juveniles in both middle and high schools about the consequences of vehicle theft.

THE COUNCIL'S IMPACT ON PREVENTING VEHICLE THEFT

Since its inception, the Maryland Vehicle Theft Prevention Council has been effective in its efforts to combat vehicle theft throughout the State of Maryland. The combination of public awareness, prevention, and education has played an integral role in the decline in vehicle theft. By continuing to fund the council, this multi-faceted approach can continue to be applied and provide untold benefits towards the continued reduction of auto theft statewide.

ANTI-CAR THEFT COMMITTEE

In 1997, the Council organized the Maryland Anti-Car Theft Committee (ACT) as a public/private partnership between the Council, automobile insurance carriers, and other vehicle related organizations.

The ACT Committee has been formally incorporated in Maryland as a 501(c3) nonprofit tax exempt organization. The primary function of the ACT Committee is to organize and fund various public awareness /education/prevention programs throughout Maryland, thereby enhancing and broadening the base of the Council's efforts. The Council continues to partnership with the ACT Committee. ACT is proposing to continue their statewide VIN etching campaign. This is a process where the vehicle's identification number (VIN) is etched into the vehicle's windows. VIN etching is known as an excellent form of vehicle theft deterrence and is offered as a "Free Service" by the ACT Committee.

In 2000, ACT expanded its area of responsibility to include the District of Columbia, becoming the MD-DC ACT Committee. The ACT Committee has also provided funding to the Montgomery County Police Centralized Auto Theft Team (CATT) to enhance their capabilities to access stolen car information more rapidly through portable lap top computers. They also partner with the Baltimore Regional Auto Theft Team (RATT) and provided funding to assist the startup of the Washington Area Vehicle Enforcement Team (WAVE) and assist community policing programs in the District of Columbia.

"WATCH YOUR CAR"

In October 1997, Maryland was awarded a Department of Justice, Bureau of Justice Assistance grant to launch the national "Watch Your Car" program. Maryland was one of the first seven states to be at the forefront of this national vehicle theft prevention program. The "Watch Your Car" initiative allows motor vehicle owners to voluntarily display a reflective decal on their vehicles to alert police that the vehicle is not normally driven between the hours of 1 a.m. and 5 a.m. If the vehicle is observed being operated during these hours, the owner has consented to having the vehicle stopped by police anywhere in the United States. Police can then ensure that the vehicle is not stolen.

This program is totally voluntary and at no cost to the participants. Similar decal programs throughout the country have proven successful. In the past, however, a lack of uniformity in program hours and decal designs has limited its effectiveness. The national "Watch Your Car" program will remedy these problems; it brings uniformity to the concept. Police officers nationwide will come to recognize and understand the parameters and benefits of the "Watch Your Car" program so that it will not be limited by state and local boundaries.



This program was officially implemented in August of 1998. Currently, there are approximately 40,000 Maryland motorists registered in the program with 78 law enforcement agencies participating statewide. In 2000, the Council applied for, and received, "Watch Your Car" Supplemental Funding of \$240,000.00. This continued the program through 2003. The Council has since assumed funding responsibilities to continue this valuable program.

2017 ANNUAL REPORT

MARYLAND VEHICLE THEFT PREVENTION COUNCIL

COUNCIL WEBSITE www.mdautotheft.org

In furtherance of the Council's progressive actions, a website was developed and went online in January 2000. The website is directed at providing vehicle theft prevention data and an interactive link to the public and numerous other vehicle theft prevention organizations nationwide.



Maryland.gov Phone Directory State Agencies Online Services En Español

STATE POLICE

HOME ORGANIZATION NEWS ABOUT CAREERS FAQS CONTACT US

Organization

- Office of the Superintendent
- Field Operations Bureau
- Criminal Investigation Bureau
- Support Service Bureau
- S.P.I.D.R.E.
- State Fire Marshal
- State Fire Prevention Commission
- Agency Chaplains

Superintendent Links

- Vehicle Theft Prevention Council
- Executive Protection Section
- Legislative Security Section
- Maryland Coordination and Analysis Center
- Office of Fair Practices
- Internal Affairs Division

Commission Links

- About the Council
- Council Members

Vehicle Theft Prevention Council

Welcome to the Maryland Vehicle Theft Prevention Council's Website

Did you know?

- In Maryland, a car is stolen every 40 minutes. In the United States, it is every 45 seconds.
- 50% of the vehicles stolen had the keys inside the vehicle.
- 60% of the vehicles stolen were left unlocked.
- More than 66% of vehicle thefts occur at night.
- 95% of the vehicles stolen had no anti-theft devices.

The Maryland General Assembly's planning and dedicated funding for awareness, vehicle theft by juveniles

Social Bookmarks

Maryland.gov Phone Directory State Agencies Online Services En Español

STATE POLICE

HOME ORGANIZATION NEWS ABOUT CAREERS FAQS CONTACT US

Organization

- Office of the Superintendent
- Field Operations Bureau
- Criminal Investigation Bureau
- Support Services Bureau
- S.P.I.D.R.E.
- State Fire Marshal
- State Fire Prevention Commission
- Agency Chaplains

Superintendent Links

- Vehicle Theft Prevention Council
- Executive Protection Section
- Legislative Security Section
- Maryland Coordination and Analysis Center
- Fair Practices Section
- Internal Affairs Division

Commission Links

- About the Council
- Council Members

Watch Your Car Program

The KEY to preventing vehicle theft is in your hands.

Lock your car
Take the key
Use an anti-theft device

Participate in the Maryland "Watch Your Car" Program

Make your Car Tough to Steal

The "WATCH YOUR CAR" program is administered by the Maryland Vehicle Theft Prevention Council (MVTPC) and is provided as a public service, free of charge, to owners of vehicles registered in the State of Maryland. It is a voluntary vehicle registration program designed to deter auto theft and assist in the apprehension of auto thieves.

How it works: The owner(s) sign an application form stating their vehicle is not normally used between the hours of 1:00am and 5:00am which gives permission for a police officer to stop the car between the hours of 1:00am and 5:00am to verify that the driver is actually the owner of the vehicle or an authorized driver, designated by the owner. Once registered, the vehicle owner will receive 2 window decals to be placed on the front and back windows of the vehicle. Vehicle owners wishing to participate in the program can click on the link below to download the application form and submit the completed form to the Maryland Vehicle Theft Prevention Council.



Vehicle Theft By The Numbers

773,139 The number of cars stolen in the United States in 2017.

13,553 The number of cars stolen in the State of Maryland in 2016.

95% The percentage of stolen vehicles that had no apparent anti-theft devices.

66% The percentage of vehicle thefts that occur at night.

60% The percentage of stolen vehicles that were unlocked.

50% The percentage of stolen vehicles that had the keys inside the vehicle.

22% The percentage of stolen vehicles that are not recovered.

41 The number of seconds between each auto theft in the United States.

39 The number of minutes between each auto theft in the State of Maryland.

FACT:

Brochures like these have helped the Maryland Vehicle Theft Prevention Council raise awareness in residents throughout the state.

Lock Out Car Theft

The Key to Preventing Theft Is In **Your** Hands



"YOU HOLD THE KEY"
MARYLAND VEHICLE THEFT PREVENTION COUNCIL
Larry Hogan, Governor
Boyd K. Rutherford, Lt. Governor

MDAutoTheft.org

Carjacking

...you can lose **more** than just your vehicle.



Lock Out Car Theft!

"YOU HOLD THE KEY"
MARYLAND VEHICLE THEFT PREVENTION COUNCIL
Larry Hogan, Governor
Boyd K. Rutherford, Lt. Governor

MDAutoTheft.org

VEHICLE THEFT FACTS AND TIPS

Did you know?

- ◆ In 2017, there were 13,553 motor vehicles stolen in Maryland.
- ◆ A vehicle theft occurs every 39 minutes in Maryland.
- ◆ In approximately 50 percent of the vehicles stolen, keys were left in the vehicles.
- ◆ It is estimated that 60 percent of the vehicles stolen were not locked.
- ◆ 1,951 individuals were arrested for vehicle theft in 2017.
- ◆ Juveniles represented 25% of the arrests for vehicle theft in Maryland.
- ◆ Approximately 25 to 40 percent of the cost of comprehensive auto insurance is due to auto theft.
- ◆ National surveys reveal that 33% of drivers left their car while it was running.
- ◆ Driver error is to blame in 40 to 50 percent of vehicle thefts (keys in ignition, windows down, unlocked doors).

Protect yourself and your car!

- ◆ You hold the key! Lock your car and take the key.
- ◆ Use anti-theft devices such as alarms, kill switches, steering wheel and brake locking devices, or recovery systems.
- ◆ Park in well lighted and heavily traveled areas.
- ◆ Park with wheels turned toward the curb.
- ◆ Lock vehicle doors upon entering.
- ◆ Do not hide spare keys in or under the vehicle, they can be easily found.
- ◆ Never leave vehicle registration card, driver's license, or any type of owner identification in the glove box.
- ◆ Don't leave valuables in sight within the car...

...and, Join the Maryland
"Watch Your Car" Program

MARYLAND



**"Watch Your Car"
Program**

2017

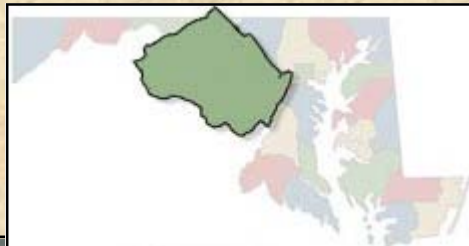
ANNUAL REPORT

MARYLAND VEHICLE THEFT PREVENTION COUNCIL

IN WORDS & PICTURES

"The Montgomery County Department of Police Centralized Auto Theft Section is proud to have been a partner with the VTPC for more than two decades. We look forward to working with other members to combat auto theft and their related crimes in the years to come."

Sergeant M. Fergus Sugrue
Montgomery County Police Department
Centralized Auto Theft Section



The C-PAC program continues to provide education and information to our youth to deter and reduce vehicle theft and vandalize.

Photo Credit:
Megan Lee Program Administrator C-PAC/NYP
Olde Mill Foundation/C-PAC

2017 ANNUAL REPORT

MARYLAND VEHICLE THEFT PREVENTION COUNCIL

“Grant funds from the Maryland VTTC allows MDOT MVA to recover stolen vehicles after they have been “washed” and before they are re-titled as legitimate vehicles. Because of the Grant, MDOT MVA is the only MVA/DMV in the country that has full-time title inspectors examining vehicle titles to ensure they are not counterfeit or have not been altered to conceal that the vehicle was stolen.”

*Eric Danz, Manager
MDOT - Maryland Motor Vehicle Administration
Division of Investigations and Security Services*



Maryland State Troopers used VTTC funds to conduct a covert investigation into the sale of this stolen/re-plated Mercedes Sedan offered for sale on the OfferUp website. It was taken to a Maryland State Police Salvage Inspection station in an attempt to pass inspection for a Maryland Title.



*Photo & Text Courtesy of
Lieutenant Christopher A. Stein
Maryland State Police
Special Investigations Section*

“The community conferencing process not only provides a voice for victims of vehicle theft, but it also provides a space for accountability, where a young person has to directly face those affected by their actions. This level of accountability provides for self-examination and mitigates vehicle theft by preventing these offenders, who are better able to understand how what they do impacts everyone around them, from re-offending and committing more serious crimes This would not be possible without support from the Vehicle Theft Prevention Council.”

*Larell Smith-Bacon
Conferencing Program Director
Restorative Response Baltimore
(formerly the Community Conferencing Center)*




2017 ANNUAL REPORT

MARYLAND VEHICLE THEFT PREVENTION COUNCIL

“The partnership between the Anne Arundel County Police and the Vehicle Theft Prevention Council continues to reap positive benefits for the citizens of Anne Arundel County. The VTPC helps equip our investigators with the best tools, training, and other resources to combat auto theft in the Baltimore/Washington corridor.”

Sgt. Matt Evans
Anne Arundel County Police
Auto Theft Unit



A photo from Maryland State Troopers assigned to the Regional Auto-Theft Task Force (RATT) in the Baltimore Metro Area and the Washington Area Vehicle Enforcement (WAVE) Teams.

State Troopers receive grant-funding each year through the Vehicle Theft Prevention Council (VTPC). These grant funds are vital to the Maryland State Police in their enforcement efforts. Motor vehicles are used in roughly 80% of all crime that is committed across the country.

This picture is of a recovered Ford Raptor, stolen from a dealership and used in an attempted murder in Virginia. VTPC funds allowed for the use of the infotainment system. The data was downloaded and revealed that the suspect synced their phone to the vehicle's computer. This information was forwarded to Falls Church Police who were able to locate and arrest the suspect thus closing their case by arrest.



*Photo & Text Courtesy of
Lieutenant Christopher A. Stein
Maryland State Police
Special Investigations Section*

“We continue to see and experience the rise an increase of much Crime. We are very fortunate, and benefit greatly from an Organization that focuses all of its energy and that it’s sole mission is to prevent auto theft. Much success in 2019.”

Neil Schachter
President, Northwest Citizens Patrol



2017 ANNUAL REPORT

MARYLAND VEHICLE THEFT PREVENTION COUNCIL

On March 26, 2018, MVA Investigator Banahan recovered a 2013 Toyota Venza that had been reported stolen in New York in 2015 (see attached PDF). The unique part of this recovery was that the vehicle was recovered at the Glen Burnie Branch of MDOT MVA.

The vehicle first came to Agent Banahan's attention on February 28, 2018 after a customer appeared at the Beltsville Branch and attempted to renew his stickers. Beltsville CSA Sean Ross discovered that there was another vehicle registered with the same VIN. CSA Ross referred the customer to the Division of Investigations and Security Services and ultimately Agents Banahan and Robert Myers were assigned to the follow up on the inquiry.

The customer came to the Division of Investigations on March 1, 2018 and filed a complaint but never mentioned the prior problem in Beltsville. The customer left the building before an investigator could interview him. In the meantime, Agent Banahan researched the title work and immediately recognized that the NY title used by the customer to title the vehicle in Maryland was fraudulent.


On March 26, 2018, the customer returned to the Division of Investigations and, fortunately, Agent Banahan was working the Customer Service Counter. Agent Banahan realized that this was the customer associated with the two vehicles titled in MD with the same VIN. Agent Banahan directed the customer to take the vehicle to Building D (Garage area) for an inspection.

Agent Banahan's years of experience as an auto theft investigator allowed him to immediately recognize that the PVIN (Public VIN) was counterfeit, with the original manufacture's applied VIN partially visible underneath the fraudulent label. The Federal Safety Label was also counterfeit with numerous misspelled words and a barcode that would not scan. The door VIN labels were counterfeit and there were visible scratches where the original labels had been scraped off. At that point, the customer was told that the vehicle was probably stolen and he was told to remove all his personal property.

Maryland State Police Transportation Inspector John Lanzetta subsequently obtained the true VIN of the vehicle using an On-Board-Diagnostic (OBD) scanner. The VIN was checked through NCIC and the vehicle was verified as a vehicle reported stolen in New

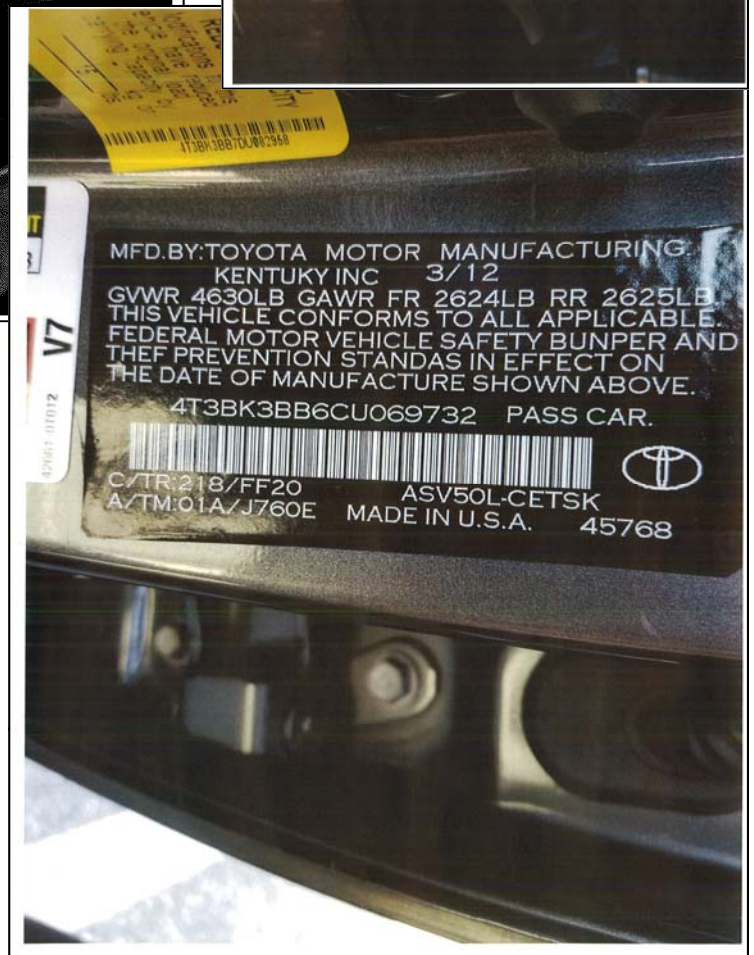

York in 2015. The Auto Theft Unit of the Anne Arundel County Police was notified and they took custody of the vehicle. The follow-up to the theft of the vehicle is being conducted by the Washington Area Vehicle Enforcement Team (WAVE).

So far, we know that the vehicle was titled in Maryland on June 27, 2015 through "A Tag and Title" in Prince George's County. The customer stated that he bought the vehicle from an individual who lives in NJ. He said he paid \$8,000 cash and then \$1000 a month by wire or money order. The customer stated that the seller told him the vehicle was bought at an auction in NY. The cell phone number the customer had for the seller has been disconnected for some time.



2017 ANNUAL REPORT

MARYLAND VEHICLE THEFT PREVENTION COUNCIL



Photos & Text Courtesy of
Eric Danz, Manager,
MDOT, Maryland Motor Vehicle Administration
Division of Investigations and Internal Affairs

2017 ANNUAL REPORT

MARYLAND VEHICLE THEFT PREVENTION COUNCIL

On May 15, 2018, another stolen vehicle was recovered by MDOT MVA. This time the vehicle is a 2009 Mercedes Benz C300 which was stolen in Washington, DC on March 17, 2018. The recovery is the result of a combination of good MVA team work and the way TARIS populates the vehicle description fields when the title number is entered to start the title transaction.

The recovery started on April 25, 2018 when Jules Kamche, of Silver Spring, brought a title application for a 2009 Mercedes Benz with VIN WDDGF81X59F173861 on MD title 49745709 in the name of Jessica Anne Butler to the White Oak Branch Office. The Maryland title was a counterfeit of very good quality. The VIN and title were obviously fictitious.

When the transaction was processed the Customer Agent, Shanae Epps, entered the phony title number into TARIS. TARIS evidently auto-populated the VIN and vehicle description based on the title number that was in the system, and that phony title number came back to a Toyota. No one recognized that the title number used was for a 2015 Toyota thus Mr. Kamche was issued a title and registration for the wrong vehicle. When Mr. Kamche noticed the error, he returned to the Branch for a "correction."

White Oak staff contacted the Corrections Unit who suspected that the MD title used in application was fraudulent told the White Oak staff to forward the information to the Investigations Division. Chief Mike Birmingham located the original title paperwork for the transaction made by Mr. Kamche and immediately confirmed that the Maryland title was a counterfeit.

The VIN on the counterfeit title did not pass the "VIN Check" and there was no MD title record as Mr. Kamche asserted, so Chief Birmingham arranged with Mr. Kamche

to bring the Mercedes to the Glen Burnie MVA where the Investigator Banahan could identify the vehicle's true VIN.

On May 15, 2018, Mr. Kamche brought the Mercedes to Glen Burnie where it was identified through the "Confidential VIN" as having VIN: WDDGF81X19F269518. This VIN was checked through NCIC and confirmed as a stolen vehicle. The vehicle had fake VIN labels and a Federal Safety Label. The WAVE Task Force was contacted and Corporal Wingfield of the MSP responded to GB MVA.

Mr. Kamche, who is cooperating, was interviewed and provided a written statement describing how he came into possession of the Mercedes and he also identified the individual from whom he purchased the vehicle. Cpl. Wingfield is following up on the information.

In summary, MDOT MVA's team of customer agents and investigators thwarted an attempt to "wash" a stolen vehicle by using counterfeit documentation. This is our second recovery in 2018.



Photo & Text Courtesy of Eric Danz, Manager, MDOT, Maryland Motor Vehicle Administration Division of Investigations and Internal Affairs

2017 ANNUAL REPORT

MARYLAND VEHICLE THEFT PREVENTION COUNCIL



During the early part of 2018, State Troopers recovered a fictitious license plate created on a laser printer. During a combined criminal and warrant initiative in Baltimore City, Maryland the vehicle displaying the fake plates was stopped for numerous traffic violations. The traffic stop led to the recovery of a stolen Chevrolet Suburban and the recovery of a stolen handgun.

A statewide intelligence bulletin was posted as a result of the traffic stop. A post-arrest debrief revealed that organized crime entities in Baltimore were making and using the fake license plates to commit crime and throw off Investigators if a license plate was given during the post-crime lookout.



*Photo & Text Courtesy of
Lieutenant Christopher A. Stein
Maryland State Police
Special Investigations Section*



Here are two classroom photos taken during an IMPACT sponsored 2 Day Basic Vehicle Crimes School.

This class was hosted by the Regional Auto Theft Team in Baltimore County. RATT trains 100 officers yearly by hosting this school twice a year. Patrol officers from multiple jurisdictions are introduced to concepts involving vehicle crimes. Typical instruction topics include Methods of Theft, Lojack, Insurance fraud related to vehicle use, basic on-line investigative techniques, and current theft and fraud trends.

This training is valuable in that patrol officers are often first on scene and take theft and accident reports involving vehicles. Having a good foundation and knowledge base on all types of vehicle crime improves reporting and allows officers to identify questionable reports or incidents and take appropriate action in a timely fashion. It also gives officers some insight into what this specialized unit is about to assist in their career planning.



*Photo & Text Courtesy of
Joseph Asplen
President
IMPACT*

IMPACT

**Industry
Merged with
Police
Against
Car
Theft**

APPENDIX A

VEHICLE THEFT

Jurisdictions Receiving Council Assistance
*1994 vs. 2017

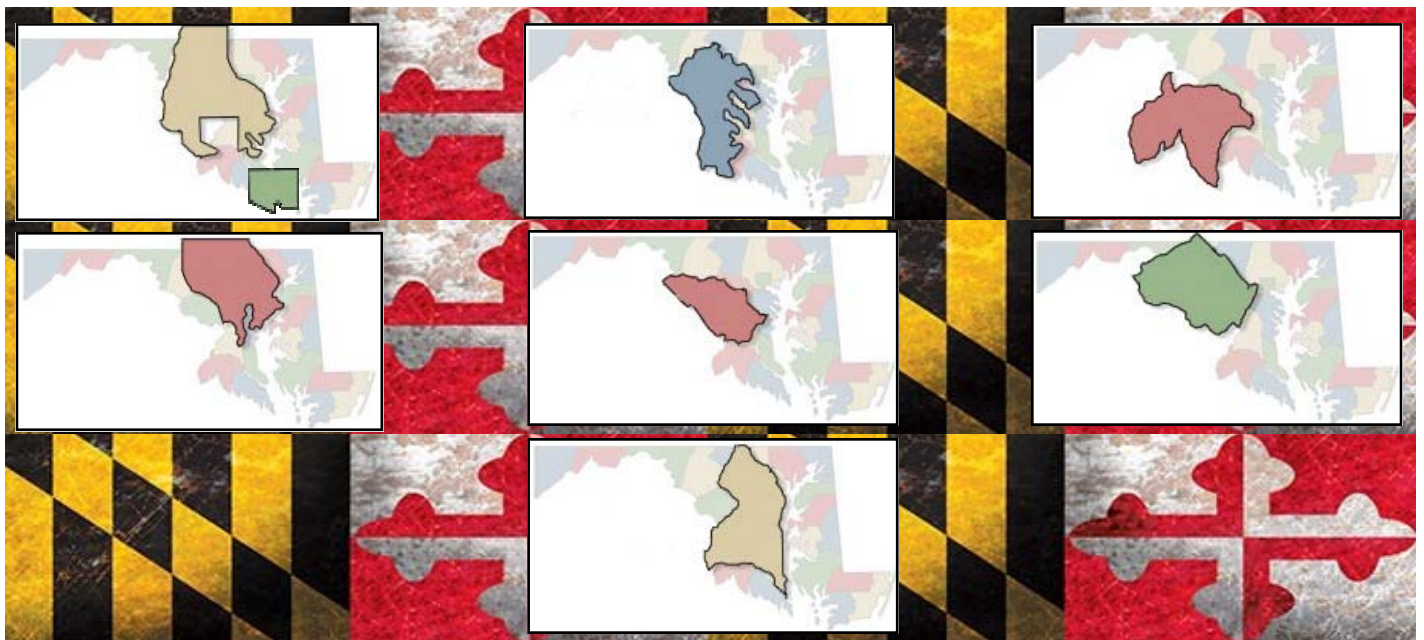


	1994	2017	+%
Baltimore County	6,289	2,029	-68%
Baltimore City	13,603	5,184	-62%
Anne Arundel County	1,806	667	-63%
Charles County	435	182	-58%
Harford County	403	84	-79%
Howard County	1,157	357	-69%
Montgomery County	3,370	828	-75%
Prince George's County	9,477	3,154	-67%
TOTAL	36,540	12,485	-66%
STATE-WIDE	38,194	13,553	-65%

Vehicle Theft Rates (Stolen Vehicles Per 100,000 Population - State-Wide)

*1994	763.0	
1999	492.0	-36%
2000	539.0	-29%
2003	661.0	-13%
2004	652.0	-15%
2005	679.0	-19%
2006	543.0	-29%
2007	505.0	-34%
2008	450.0	-41%
2009	344.2	-55%
2010	312.2	-59%
2011	275.7	-64%
2012	246.3	-68%
2013	226.5	-70%
2014	219.2	-71%
2015	225.8	-70%
2016	225.8	-70%
2017	224.0	-71%

* 1994 vs. succeeding years



APPENDIX B

VEHICLE THEFT

Multi-Jurisdictional Task Force Operations
Baltimore Regional Auto Theft Team (R.A.T.T.)



Vehicle Theft Statistics

	2000	2001	2002	2003	2004	2005	2006	2007	2008	2009	2010	2011	2012	2013	2014	2015	2016	2017
Baltimore County	3,418	3,297	3,491	3,341	2,936	3,024	3,429	3,332	2,878	2,443	1,880	1,710	1,572	1,463	1,499	1,770	2,070	2,029
Baltimore City	7,871	8,199	6,574	6,874	6,731	6,232	6,262	5,686	5,508	4,632	4,421	4,207	3,987	4,462	4,504	5,541	5,336	5,184
TOTAL	11,289	11,496	10,065	10,215	9,667	9,256	9,691	9,018	8,386	7,075	6,301	5,917	5,559	5,925	6,003	7,311	7,406	7,213

Source: MD UCR 2000 – 2017

Regional Auto Theft Team Accomplishments

	2000	2001	2002	2003	2004	2005	2006	2007	2008	2009	2010	2011	2012	2013	2014	2015	2016	2017	Totals
Adults Arrested	1,053	913	933	845	923	872	851	768	772	606	625	499	431	324	423	533	548	517	15,366
Juveniles Arrested	156	188	171	189	135	154	134	124	138	78	66	49	44	65	72	101	100	163	3,198
Total Arrests	1,209	1,101	1,104	1,034	1,058	1,026	985	892	910	684	691	548	475	389	495	634	648	680	18,564
Recovered Vehicles	905	816	864	753	828	960	1,251	1,209	1,187	922	784	796	865	861	742	1,031	994	1,177	19,606
UCR*	6.78	6.56	6.95	6.05	6.68	7.72	10.06	9.72	9.54	6.00	5.10	5.18	5.62	5.18	4.83	6.71	5.98	7.66	139.72

* \$ in Millions based on average value of stolen vehicles
Historical UCR Values per Stolen Vehicle:

2017	\$7,708.00	2012	\$6,019.00	2007	\$6,755.00	2002	\$6,701.00
2016	\$7,680.00	2011	\$6,089.00	2006	\$6,649.00	2001	\$6,646.00
2015	\$6,019.00	2010	\$6,152.00	2005	\$6,173.00	2000	\$6,682.00
2014	\$6,505.00	2009	\$6,505.00	2004	\$6,604.00		
2013	\$5,972.00	2008	\$6,751.00	2003	\$6,797.00		



APPENDIX C

VEHICLE THEFT

Washington Area Vehicle Enforcement (WAVE)
Auto Theft Task Force



Unit Accomplishments Since April 2001

General Statistics:	2001	2002	2003	2004	2005	2006	2007	2008	2009	2010	2011	2012	2013	2014	2015	2016	2017	TOTAL
Subjects Arrested:	371	521	650	546	662	612	383	425	328	131	79	165	107	152	295	265	284	5,976.0
Stolen Vehicles																		
Recovered:	349	404	560	523	579	1,278	872	1,048	763	468	404	444	379	491	587	657	540	10,346.0
Stolen Tags																		
Recovered:	42	46	55	92	153	187	95	86	101	48	10	19	22	22	34	34	24	1,070.0
Firearms Seized:	18	18	34	20	31	10	11	24	6	1	14	15	21	11	17	15	6	272.0
Amount of Heroin																		
Seized (g):	31	38	34	23	44.6	2.5	0	0	0	0	0	0	0	3,000	0	0	0	3,173.1
Amount of Cocaine																		
Seized (g):	204.2	187.7	209	161.9	236.6	33.9	30.4	39.7	29.6	3.3	6.2	22.8	51.7	460.1	145.1	12.9	15.5	1,850.6
Amount of Marijuana																		
Seized (g):	262.8	207.7	1,872.7	410.9	361.4	17.3	127.4	54.8	106.7	170.2	164.2	324.8	6,439.6	448.8	3,649.1	269.3	9,239.2	24,126.9
Amount of Ecstasy																		
Seized (pills):												2	114	4	361	34	0	515
Felony Warrants																		
Served:	24	36	58	39	81	41	21	62	24	20	87	43	46	37	60	40	69	788.0
Misdemeanor																		
Warrants Served:	34	59	22	27	26	29	26	40	28	29	5	24	10	27	15	21	30	452.0
Carjacked Vehicles																		
Recovered w/Arrest:	20	14	48	25	39	58	43	30	25	10	3	11	7	13	23	20	6	395.0
Vin Inspections:								398	400	509	1,140	1,649	978	899	1,504	6,572	1,587	15,637.0
Business Inspections:								23	43	57	43	64	39	21	16	22	22	350.0
Search Warrants:								5	11	18	54	95	84	45	59	54	51	476.0
Total Value of																		
Vehicles Recovered																		
(\$ in Millions):	4.623	4.981	6.570	6.309	6.999	13.318	9.315	10.014	5.100	3.100	4.200	5.519	5.862	6.929	9.536	9.341	8.498	120.214



APPENDIX D

GRANT RECIPIENTS

Summary of Grant Recipients for
Fiscal Year 2018



Law Enforcement

Annapolis Police Department Auto Larceny Education Reduces Thefts

A highly motivated public education and awareness program directed at preventing and deterring vehicle theft and theft from vehicles.

FY 2018 Award: \$21,000

Anne Arundel County Police Department Vehicle Theft Investigation, Prevention, Education, and Recovery (VIPER)

A comprehensive vehicle theft investigation, prevention, education, and recovery project to effectively reduce the serious vehicle theft activity in the county.

FY 2018 Award: \$60,000

Baltimore County Police Department (RATT)

Cracking Down on Auto Theft
Provides vehicle theft prevention and educational training, identifies repeat offenders, enhances prosecution, and establishes a multi-jurisdictional vehicle theft investigative task force with the Baltimore City Police Department and the Maryland State Police.

FY 2018 Award: \$350,000

Award includes both Auto Theft Reduction through Crime Analysis and Cracking Down on Auto Theft programs.

Charles County Sheriff's Office Vehicle Theft Project

Provides for a dedicated vehicle theft investigator, vehicle theft investigative training, and aggressive community prevention and education program.

FY 2018 Award: \$30,000

Department of Maryland State Police

Theft Reduction, Enforcement & Support

Provision of vehicle theft investigation and technical assistance to local law enforcement agencies, statewide vehicle theft enforcement program.

FY 2018 Award: \$136,000

Harford County Sheriff's Office Theft Reduction, Enforcement & Support

A comprehensive vehicle theft investigation, prevention, education, and recovery project to effectively reduce the serious vehicle theft activity in the county.

FY 2018 Award: \$30,000

Howard County Department of Police

Howard County Interagency Collaboration on Vehicle Theft Reduction

The formation of an interagency team dedicated to vehicle theft reduction by maximizing prevention, investigation, and prosecution efforts.

FY 2018 Award: \$125,000

Maryland Motor Vehicle Administration (MVA) Stolen & Uninsured Vehicle Initiative

Target vehicle theft through the use of technology and relationships with established auto theft units.

FY 2018 Award: \$96,000

Montgomery County Police Department

Vehicle Theft Enforcement and Prevention Project


Implements a task-force approach to vehicle theft by creating a centralized vehicle theft investigative unit, encouraging prevention through public education, and proving crime analysis. This grant also provides for a Montgomery County Prosecutor's Office to directly assist police efforts.

FY 2018 Award: \$165,000

Prince George's County Police Department - WAVE Team Vehicle Theft Prevention Initiative

Comprehensive program directed at law enforcement, support and participation in the Washington Area Vehicle Enforcement Team; Analyze stolen and recovered vehicle theft data, public information campaign directed at empowering the role of citizens through "Lockit & Pocket", a Community Prevention Program and enhanced cooperation with prosecutor.

FY 2018 Award: \$350,000



APPENDIX D

GRANT RECIPIENTS

Summary of Grant Recipients for
Fiscal Year 2018



Prosecution

Baltimore City State's Attorney's Office

ACARS Conquering Auto Theft Recidivism Soon

Computer tracking and analysis of case prosecution of juvenile vehicle theft offenders and direct support to police efforts.

FY 2018 Award: \$51,000

Baltimore County State's Attorney's Office

A Comprehensive Enforcement and Prosecution Project

Intensive prosecution of repeat vehicle theft offenders and direct support to police efforts.

FY 2018 Award: \$120,000

Prince George's County State's Attorney's Office

Aggressive Auto Theft Prosecution: Applying Resources and Getting Results

Program directed at aggressive prosecution to improve conviction rates for adults and juveniles charged with vehicle theft and to get higher sentencing for convicted offenders.

FY 2018 Award: \$90,000

Juvenile

Community Conferencing Center

Building Community Conferencing as an Effective Intervention for Juvenile Theft

Unique community justice intervention that includes victims, offenders, and their respective supporters in deciding how to best resolve the incident. Project targets young people who steal cars for the first time. Community conferencing helps offenders to understand the impact of their behavior which has shown to decrease the likelihood that it will happen again.

FY 2018 Award: \$20,000

Community Prevention

Maryland Community Crime Prevention Institute

Vehicle Theft Prevention Public Awareness Support

Supports the Vehicle Theft Prevention Council's public awareness campaign through the operation of the toll free hotline (1-800-96-THEFT) and distribution of brochures and other educational materials.

FY 2018 Award: \$22,000

Northwest Citizens Patrol Vehicle Theft Prevention Project

Promotes education and crime prevention by focusing on both offenders and vehicle owners. Tactics include educating vehicle owners through marketing and community seminars and deterring offenders through aggressive cooperation with prosecutors and delaying parole of offenders.

FY 2018 Award: \$30,000

Olde Mill Foundation Auto Theft/Prevention/ Education and Information Initiative

Vehicle theft prevention program at the grassroots community level. Coordination with community police officers and juvenile intervention prior to the offense.

FY 2018 Award: \$22,000



Community Conferencing Center

Public Awareness

Vehicle Theft Prevention Council

Public Awareness Campaign

Promotes action to lower rates of auto theft statewide by establishing the best possible media themes and methods to increase public awareness and to educate citizens in vehicle theft prevention measures.

FY 2018 Award: \$35,000

Miscellaneous

Industry Merged with Police Against Car Theft (IMPACT)

Provides Basic, Advanced and Certification Training for Law Enforcement and Auto Insurance Special Investigation Units

FY 2018 Award: \$37,000

Washington College

Collect, analyze, and map data to better understand and develop strategies to reduce vehicle theft in Maryland.

FY 2018 Award: \$62,500



APPENDIX E

GRANT RECIPIENTS

Grant Award Analysis by Jurisdiction for
Fiscal Years 2015, 2016, 2017 and 2018



	FISCAL YEAR 2015 \$1,846,000.00 AWARDED	FISCAL YEAR 2016 \$1,841,500.00 AWARDED	FISCAL YEAR 2017 \$1,851,135.00 AWARDED	FISCAL YEAR 2018 \$1,852,500.00 AWARDED
ANNE ARUNDEL				
ANNE ARUNDEL COUNTY POLICE DEPT	\$60,000.00	\$60,000.00	\$60,000.00	\$60,000.00
ANNAPOLIS CITY POLICE DEPARTMENT	\$19,000.00	\$20,500.00	\$20,500.00	\$21,000.00
TOTAL	\$79,000.00	\$80,500.00	\$80,500.00	\$81,000.00
% OF GRANT MONIES AWARDED	4.28%	4.37%	4.35%	4.37%
% OF VEHICLE THEFTS	5.34%	4.64%	4.49%	4.92%
% OF REGISTERED VEHICLES	11.09%	11.08%	10.99%	10.99%
BALTIMORE CITY				
BALTIMORE CITY STATE'S ATTORNEY	\$46,000.00	\$50,000.00	\$50,000.00	\$51,000.00
COMMUNITY CONFERENCING CENTER	\$15,000.00	\$20,000.00	\$20,000.00	\$20,000.00
NORTHWEST CITIZENS PATROL GROUP ¹	\$30,000.00	\$30,000.00	\$30,000.00	\$30,000.00
TOTAL	\$91,000.00	\$100,000.00	\$100,000.00	\$101,000.00
% OF GRANT MONIES AWARDED	4.93%	5.43%	5.40%	5.40%
% OF VEHICLE THEFTS	34.26%	40.85%	38.54%	38.25%
% OF REGISTERED VEHICLES	6.25%	5.87%	6.49%	6.49%
BALTIMORE COUNTY				
BALTIMORE COUNTY POLICE DEPARTMENT ²	\$365,000.00	\$350,000.00	\$365,000.00	\$350,000.00
BALTIMORE COUNTY STATE'S ATTORNEY	\$115,000.00	\$115,000.00	\$115,000.00	\$120,000.00
TOTAL	\$480,000.00	\$465,000.00	\$480,000.00	\$470,000.00
% OF GRANT MONIES AWARDED	26.00%	25.25%	25.93%	25.37%
% OF VEHICLE THEFTS	11.40%	13.05%	14.97%	14.97%
% OF REGISTERED VEHICLES	13.98%	14.04%	13.83%	13.83%
CHARLES COUNTY				
CHARLES COUNTY SHERIFF'S OFFICE	\$20,000.00	\$20,000.00	\$20,000.00	\$30,000.00
% OF GRANT MONIES AWARDED	1.08%	1.08%	1.35%	1.62%
% OF VEHICLE THEFTS	1.19%	1.53%	1.21%	1.21%
% OF REGISTERED VEHICLES	2.96%	2.97%	2.98%	2.98%
HARFORD COUNTY				
HARFORD COUNTY SHERIFF'S OFFICE		\$25,000.00	\$32,635.00	\$30,000.00
% OF GRANT MONIES AWARDED		1.35%	1.76%	1.62%
% OF VEHICLE THEFTS		0.80%	0.65%	0.62%
% OF REGISTERED VEHICLES		4.88%	4.87%	4.87%



APPENDIX E

GRANT RECIPIENTS

Grant Award Analysis by Jurisdiction for
Fiscal Years 2015, 2016, 2017 and 2018



	FISCAL YEAR 2015 \$1,846,000.00 AWARDED	FISCAL YEAR 2016 \$1,841,500.00 AWARDED	FISCAL YEAR 2017 \$1,851,135.00 AWARDED	FISCAL YEAR 2018 \$1,852,500.00 AWARDED
HOWARD COUNTY				
HOWARD COUNTY POLICE DEPARTMENT	\$146,000.00	\$162,000.00	\$147,000.00	\$125,000.00
% OF GRANT MONIES AWARDED	7.91%	8.79%	7.94%	6.74%
% OF VEHICLE THEFTS	1.76%	1.53%	2.21%	2.63%
% OF REGISTERED VEHICLES	5.35%	5.38%	5.32%	5.32%
MONTGOMERY COUNTY				
MONTGOMERY COUNTY POLICE DEPT	\$165,000.00	\$165,000.00	\$165,000.00	\$165,000.00
% OF GRANT MONIES AWARDED	8.84%	8.96%	8.91%	8.91%
% OF VEHICLE THEFTS	6.79%	5.66%	6.30%	6.11%
% OF REGISTERED VEHICLES	16.43%	15.77%	15.66%	15.66%
PRINCE GEORGE'S COUNTY				
PRINCE GEORGE'S CO. POLICE DEPT	\$275,000.00	\$300,000.00	\$330,000.00	\$350,000.00
PRINCE GEORGE'S CO. S/A OFFICE	\$150,000.00	\$90,000.00	\$90,000.00	\$90,000.00
OLDE MILL FOUNDATION	\$20,000.00	\$20,000.00	\$22,000.00	\$22,000.00
DIVERSION PROG. INC.	\$20,000.00			
TOTAL	\$465,000.00	\$410,000.00	\$442,000.00	\$462,000.00
% OF GRANT MONIES AWARDED	25.18%	22.26%	23.88%	24.93%
% OF VEHICLE THEFTS	32.54%	25.29%	24.34%	23.27%
% OF REGISTERED VEHICLES	13.61%	13.73%	13.71%	13.71%
MARYLAND STATE AGENCIES				
MD STATE POLICE - Auto Theft Unit	\$145,000.00	\$150,000.00	\$131,000.00	\$136,000.00
MD COMMUNITY CRIME PREV. INST.	\$18,000.00	\$22,000.00	\$22,000.00	\$22,000.00
VEHICLE THEFT PREVENTION COUNCIL (PUBLIC AWARENESS COMMITTEE)	\$62,000.00	\$34,000.00	\$34,000.00	\$35,000.00
MD MOTOR VEHICLE ADMINISTRATION	\$25,000.00	\$96,000.00	\$96,000.00	\$96,000.00
TOTAL	\$250,000.00	\$302,000.00	\$274,000.00	\$289,000.00
% OF GRANT MONIES AWARDED	13.54%	16.39%	14.80%	15.60%
MISCELLANEOUS				
INDUSTRY MERGED WITH POLICE AGAINST CAR THEFT (IMPACT)	\$22,000.00	\$37,000.00	\$37,000.00	\$37,000.00
WASHINGTON COLLEGE	\$79,000.00	\$75,000.00	\$68,000.00	\$62,500.00
TOTAL	\$101,000.00	\$112,000.00	\$105,000.00	\$99,500.00
% OF GRANT MONIES AWARDED	5.47%	6.08%	5.67%	5.37%

¹ GRANT MONIES AWARDED TO COMMUNITY VEHICLE THEFT PREVENTIONS PROGRAMS IN BALTIMORE CITY.

² INCLUDES GRANT MONIES TO SUPPORT THE BALTIMORE CITY/BALTIMORE CO. COMBINED REGIONAL AUTO THEFT TEAM (R.A.T.T.)



APPENDIX F

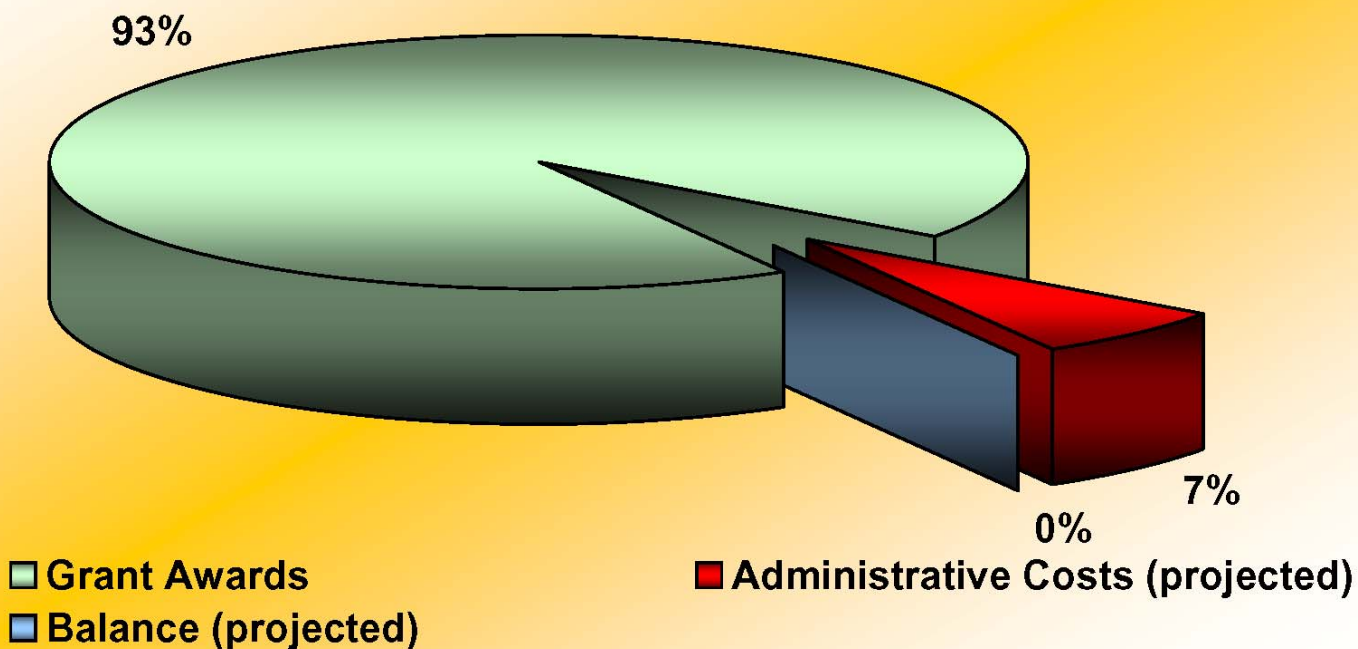
FISCAL SUMMARY

Vehicle Theft Prevention Council
Fiscal Year 2018 (July 1, 2017 - June 30, 2018)



Funding Available	\$1,983,140
Grant Awards	\$1,852,500
Administrative Costs (Projected)	\$129,675
Total Disbursement (Projected)	\$1,982,175
Balance (Projected)	\$965

Fiscal Summary



APPENDIX G

JURISDICTION DATA

Percentages by Jurisdiction
Fiscal Year 2018 (July 1, 2017 - June 30, 2018)



JURISDICTION	Registered Vehicles FY2018	% of Total Registered Vehicles	Total 2017 Vehicle Theft	Jurisdiction's % of Total Thefts in State	% of Registered Vehicles Stolen
Allegany County	62,024	1.21%	46	0.34%	0.07%
Anne Arundel County	561,664	10.99%	667	4.92%	0.12%
Baltimore County	706,808	13.83%	2,029	14.97%	0.29%
Calvert County	93,475	1.83%	57	0.42%	0.06%
Caroline County	41,197	0.81%	34	0.25%	0.08%
Carroll County	182,578	3.57%	82	0.61%	0.04%
Cecil County	96,421	1.89%	143	1.06%	0.15%
Charles County	152,420	2.98%	182	1.34%	0.12%
Dorchester County	33,230	0.65%	70	0.52%	0.21%
Frederick County	245,887	4.81%	104	0.77%	0.04%
Garrett County	32,995	0.65%	10	0.07%	0.03%
Harford County	248,901	4.87%	84	0.62%	0.03%
Howard County	271,859	5.32%	357	2.63%	0.13%
Kent County	21,841	0.43%	6	0.04%	0.03%
Montgomery County	800,311	15.66%	828	6.11%	0.10%
Prince George's County	700,600	13.71%	3,154	23.27%	0.45%
Queen Anne's County	57,621	1.13%	21	0.15%	0.04%
St. Mary's County	111,135	2.18%	50	0.37%	0.04%
Somerset County	23,221	0.45%	17	0.13%	0.07%
Talbot County	43,463	0.85%	14	0.10%	0.03%
Washington County	140,267	2.75%	230	1.70%	0.16%
Wicomico County	90,944	1.78%	114	0.84%	0.13%
Worcester County	58,672	1.15%	39	0.29%	0.07%
Baltimore City	331,699	6.49%	5,184	38.25%	1.56%
Statewide			31	0.23%	
GRAND TOTAL	5,109,233	100.00%	13,553	100.00%	0.27%

*MD MVA

APPENDIX H

VEHICLE THEFT Maryland Vehicle Thefts



COUNTY	1994	1999	2005	2014	2015	2016	2017	% Change 94-99	% Change 16-17	% Change 05-17	% Change 94-17
ALLEGANY	75	78	57	42	49	44	46	4%	5%	-19%	-39%
ANNE ARUNDEL	1,806	1,418	1,524	702	629	622	667	-21%	7%	-56%	-63%
BALTIMORE CITY	13,603	7,255	6,232	4,504	5,541	5,336	5,184	-47%	-3%	-17%	-62%
BALTIMORE COUNTY	6,289	2,953	3,046	1,499	1,770	2,073	2,029	-53%	-2%	-33%	-68%
CALVERT	48	89	86	43	37	41	57	85%	39%	-34%	19%
CAROLINE	38	65	51	24	18	27	34	71%	26%	-33%	-11%
CARROLL	169	165	170	49	52	65	82	-2%	26%	-52%	-51%
CECIL	160	153	278	92	123	153	143	-4%	-7%	-49%	-11%
CHARLES	435	272	627	157	207	167	182	-37%	9%	-71%	-58%
DORCHESTER	47	53	77	42	51	41	70	13%	71%	-9%	49%
FREDERICK	258	252	197	83	110	118	104	-2%	-12%	-47%	-60%
GARRETT	32	25	19	15	9	14	10	-22%	-29%	-47%	-69%
HARFORD	403	359	359	106	108	90	84	-11%	-7%	-77%	-79%
HOWARD	1,157	704	544	231	208	306	357	-39%	17%	-34%	-69%
KENT	17	17	24	5	3	6	6	0%	0%	-75%	-65%
MONTGOMERY	3,370	2,667	2,671	753	768	872	828	-21%	-5%	-69%	-75%
PRINCE GEORGE'S	9,477	8,619	17,242	4,278	3,431	3,371	3,154	-9%	-6%	-82%	-67%
QUEEN ANNE'S	39	61	48	18	21	16	21	56%	31%	-56%	-46%
SAINT MARY'S	70	75	142	73	69	71	50	7%	-30%	-65%	-29%
SOMERSET	29	36	27	10	11	13	17	24%	31%	-37%	-41%
TALBOT	54	43	26	21	14	14	14	-20%	0%	-46%	-74%
WASHINGTON	152	258	261	231	175	227	230	70%	1%	-12%	51%
WICOMICO	231	218	205	96	96	96	114	-6%	19%	-44%	-51%
WORCESTER	121	120	101	38	28	32	39	-1%	22%	-61%	-68%
STATEWIDE	114	112	56	34	36	32	31	-2%	-3%	-45%	-73%
MARYLAND	38,194	26,067	34,070	13,146	13,564	13,847	13,553	-32%	-2%	-60%	-65%

■ Jurisdictions receiving Vehicle Theft Prevention Council assistance.

The Vehicle Theft Prevention Council and Vehicle Theft Prevention Fund was established in 1994. The first Vehicle Theft Prevention Grants were awarded in 1995. Here are the effects:

Vehicle Thefts:		Variance		Economic Savings*
1994	2017			
38,194	13,553	-24,641	-65%	\$189,932,828.00

*2017 UCR Value

APPENDIX

VEHICLE THEFT

National Vehicle Thefts Totals
1994, 2012 - 2017



	2017	Totals	2016	Totals	2015	Totals	2014	Totals	2013	Totals	2012	Totals	1994	Totals
1	CA	168,391	CA	176,756	CA	170,993	CA	151,852	CA	165,292	CA	168,608	CA	308,205
2	TX	68,041	TX	69,056	TX	67,485	TX	68,546	TX	65,745	TX	64,996	NY	128,873
3	FL	42,914	FL	43,135	FL	40,661	FL	42,579	FL	34,912	FL	37,330	FL	127,186
4	WA	28,796	WA	32,286	WA	26,867	WA	30,647	WA	28,399	GA	28,536	TX	110,753
5	GA	26,263	GA	26,801	GA	26,482	GA	26,854	GA	26,826	WA	26,402	IL	66,218
6	CO	21,861	MI	20,176	IL	17,652	MI	21,157	MI	24,567	IL	25,690	MI	62,304
7	IL	20,881	IL	19,910	OH	17,229	OH	18,015	IL	20,933	MI	25,115	PA	54,153
8	OH	20,253	OH	19,667	MO	16,999	AZ	17,587	OH	19,532	OH	19,512	NJ	52,164
9	MO	19,921	CO	19,611	AZ	16,785	IL	17,451	AZ	17,438	AZ	19,158	OH	47,413
10	MI	19,573	AZ	18,421	CO	16,000	MO	16,357	MO	16,325	NY	17,348	AZ	43,467
11	AZ	19,058	MO	18,295	MI	15,764	NY	15,736	NY	15,482	NJ	16,481	MA	42,348
12	TN	18,524	NC	15,306	NY	15,313	IN	13,861	NC	14,606	MO	16,308	GA	39,312
13	OR	17,140	TN	15,119	MD	13,564	NC	13,630	IN	14,204	NC	16,120	MD	38,194
14	NC	15,798	IN	14,731	IN	13,519	MD	13,146	PA	13,770	PA	15,028	TN	28,994
15	IN	15,401	NY	14,392	NC	13,435	PA	13,040	NJ	13,747	MD	14,493	WA	28,743
16	SC	14,257	SC	13,920	SC	12,970	SC	12,902	MD	13,418	IN	13,661	MO	27,038
17	MD	13,568	MD	13,847	TN	12,870	TN	12,599	SC	12,580	SC	13,201	LA	26,219
18	NY	13,410	OR	13,193	PA	12,134	CO	12,574	CO	12,533	TN	12,980	IN	25,011
19	PA	12,985	NV	13,180	NJ	11,778	NJ	11,705	TN	11,828	CO	12,092	OR	21,764
20	AL	12,841	PA	13,047	NV	11,351	OK	10,583	OK	11,214	OK	11,564	NC	21,342
21	NV	12,812	OK	12,155	WI	10,985	NV	10,185	AL	10,571	OR	10,203	CT	20,167
22	OK	12,251	NM	11,743	OR	10,547	AL	10,141	NV	9,998	NV	10,018	WI	18,321
23	NJ	12,170	AL	11,723	OK	10,450	WI	9,919	OR	9,862	AL	9,874	VA	18,289
24	NM	11,772	NJ	11,328	AL	10,335	LA	9,891	LA	9,160	MA	9,232	OK	15,461
25	LA	10,962	LA	10,339	LA	9,741	OR	9,549	MA	9,122	VA	9,076	CO	14,365
26	KY	10,244	WI	9,958	UT	8,707	MN	8,367	VA	8,536	MN	8,458	MN	14,355
27	VA	10,172	KY	9,886	NM	8,526	MA	8,260	MN	7,966	WI	8,216	AL	14,000
28	MN	9,979	VA	9,788	VA	8,111	VA	7,665	UT	7,465	LA	7,881	SC	13,184
29	UT	9,529	UT	9,388	MA	8,069	UT	7,298	WI	7,388	KS	6,778	NV	11,065
30	WI	9,468	MN	8,728	MN	7,981	KA	6,906	KS	6,641	KY	6,668	MS	10,810
31	KA	7,846	MA	8,058	KY	7,782	KY	6,318	CT	6,222	CT	6,449	KY	8,558
32	MA	7,540	AR	7,155	KA	6,957	NM	6,290	KY	6,032	UT	5,949	KS	8,383
33	CT	7,309	CT	7,107	CT	6,338	CT	6,110	NM	5,905	PR	5,847	NM	8,350
34	AR	7,253	KA	6,937	HI	5,779	AR	5,601	AR	5,678	AR	5,724	DC	8,261
35	IA	5,579	HI	5,654	AR	5,772	PR	4,639	PR	5,530	NM	5,463	AR	7,726
36	HI	5,269	IA	4,983	IA	4,342	MS	4,519	NE	4,463	MS	4,322	HI	6,383
37	NE	5,203	NE	4,725	MS	4,243	NE	4,455	MS	4,388	NE	4,147	NE	6,236
38	MS	4,631	MS	4,324	PR	4,074	IA	4,151	IA	4,246	IA	4,023	UT	5,689
39	AK	4,258	PR	3,787	NE	4,001	HI	3,879	HI	3,684	DC	3,661	RI	5,183
40	PR	3,594	AK	3,057	DC	3,264	DC	3,783	DC	3,234	HI	3,605	IA	5,096
41	WV	3,002	DC	2,973	MT	2,418	MT	2,043	RI	2,233	RI	2,628	AK	3,275
42	MT	2,592	MT	2,743	WV	2,239	WV	1,896	WV	1,916	WV	2,209	WV	3,274
43	DC	2,587	WV	2,509	AK	2,046	RI	1,833	MT	1,850	MT	1,689	DE	2,945
44	ID	2,146	ID	2,077	ID	1,871	AK	1,739	AK	1,695	AK	1,522	MT	2,450
45	ND	1,773	ND	1,964	ND	1,583	ID	1,661	ID	1,536	DE	1,436	NH	2,302
46	RI	1,483	RI	1,596	RI	1,389	ND	1,514	ND	1,416	ID	1,364	ID	2,210
47	SD	1,383	DE	1,520	SD	1,188	DE	1,267	DE	1,332	ND	1,151	ME	1,776
48	DE	1,369	SD	1,502	DE	1,181	SD	1,007	NH	940	SD	1,065	ND	964
49	NH	915	NH	871	NH	891	NH	857	SD	938	NH	1,023	SD	872
50	ME	793	WY	800	ME	814	ME	799	ME	914	ME	995	VT	862
51	WY	779	ME	775	WY	592	WY	603	WY	578	WY	584	WY	771
52	VT	194	VT	282	VT	178	VT	244	VT	334	VT	435	PR	

Source: Maryland UCR

APPENDIX

VEHICLE THEFT

Vehicle Theft Rate Per 100,000 Residents
1994, 2012 - 2017



2017	RATE	2016	RATE	2015	RATE	2014	RATE	2013	RATE	2012	RATE	1994	RATE
AK	575.6	NM	564.3	DC	485.5	DC	574.1	DC	500.3	DC	579.0	DC	1449.3
NM	563.8	CA	450.3	CA	436.8	WA	434.0	CA	431.2	CA	443.2	AZ	1066.7
NV	427.3	NV	448.3	NM	408.9	CA	391.3	WA	407.4	WA	382.8	CA	980.6
CA	425.9	WA	443.0	HI	403.7	NV	358.7	NV	358.3	NV	363.1	FL	911.5
OR	413.7	DC	436.5	NV	392.7	NM	301.6	OK	291.2	OK	303.1	MD	763.0
CO	389.9	AK	412.1	WA	374.7	HI	273.3	NM	283.2	AZ	292.3	NV	759.4
WA	388.8	HI	395.8	CO	293.2	OK	272.9	MO	270.1	GA	287.7	NY	709.3
DC	372.8	CO	354.0	UT	290.6	MO	269.8	GA	268.5	SC	279.5	OR	705.2
HI	369.1	OR	322.3	MO	279.4	SC	267.0	SC	263.5	MO	270.8	MA	701.0
MO	325.9	OK	309.8	AK	277.1	GA	266.0	AZ	263.2	NM	261.9	NJ	660.0
OK	311.7	UT	307.7	OK	267.2	AZ	261.3	HI	262.4	OR	261.7	MI	656.1
UT	307.2	MO	300.3	SC	264.9	TX	254.3	UT	257.3	HI	258.9	CT	615.8
SC	283.8	SC	280.6	OR	261.8	UT	248.0	OR	250.9	MI	254.1	LA	607.6
TN	275.8	AZ	265.8	GA	259.2	OR	240.5	TX	248.6	RI	250.2	TX	602.6
AZ	271.6	MT	263.1	AZ	245.8	KA	237.8	MI	248.3	TX	249.4	IL	563.5
NE	271.0	GA	259.9	TX	245.7	NE	236.8	NE	238.9	MD	246.3	TN	560.3
KA	269.3	ND	259.1	KA	238.9	AK	236.0	CO	237.9	KS	234.9	GA	557.2
AL	263.4	NE	247.8	MT	234.1	CO	234.8	AK	230.6	CO	233.1	HI	541.4
GA	251.8	TX	247.8	MD	225.8	MD	219.2	KA	229.5	NE	223.5	AK	540.4
MT	246.7	AL	241.1	AL	212.7	FL	214.0	MD	226.3	UT	210.1	RI	519.9
AR	241.4	AR	239.4	NE	211.0	MI	213.5	AL	218.7	IN	209.0	MO	512.3
TX	240.4	KA	238.6	ND	209.1	LA	212.7	IN	216.2	AK	208.1	NM	504.8
ND	234.7	TN	227.3	LA	208.6	IN	210.1	RI	212.4	AL	204.8	WA	500.5
LA	234.0	KY	222.8	IN	204.2	AL	209.1	LA	198.0	TN	201.0	OK	474.6
IN	231.0	IN	222.1	FL	200.6	ND	204.7	ND	195.7	IL	199.5	PA	449.3
KY	230.0	LA	220.8	TN	195.0	MT	199.6	AR	191.9	AR	194.1	IN	434.8
MD	224.2	FL	209.3	AR	193.8	TN	192.4	MT	182.2	FL	193.2	OH	427.1
FL	204.5	MI	203.2	WI	190.3	AR	188.8	TN	182.1	NJ	185.9	DE	417.1
CT	203.7	CT	198.7	CT	176.5	RI	173.7	FL	178.6	CT	179.6	MS	405.0
MI	196.5	MD	196.7	KY	175.9	WI	172.3	CT	173.0	LA	171.3	CO	392.9
MN	178.9	SD	173.6	MI	158.9	CT	169.9	OH	168.8	OH	169.0	NE	384.2
IA	177.4	WI	172.3	OH	148.4	OH	155.4	IL	162.5	MT	168.0	WI	360.5
OH	173.7	OH	169.3	MN	145.4	MN	153.3	NJ	154.5	NC	165.3	SC	359.8
WV	165.3	DE	159.7	MS	141.8	MS	150.9	PR	153.0	ND	164.5	AL	331.8
WI	163.4	IA	159.0	IA	139.0	KY	143.2	NC	148.3	PR	159.4	KS	328.2
IL	163.1	MN	158.1	SD	138.4	NC	137.1	MN	147.0	MN	157.2	AR	315.0
SD	159.0	IL	155.5	IL	137.3	IL	135.5	MS	146.7	DE	156.6	MN	314.3
MS	155.2	RI	151.1	NC	133.8	DE	135.4	DE	143.9	KY	152.2	NC	301.9
NC	153.8	NC	150.8	NJ	131.5	IA	133.6	IA	137.4	MS	144.8	UT	298.2
DE	142.3	MS	144.7	RI	131.5	NJ	131.0	KY	137.2	WI	143.5	MT	286.2
RI	140.0	WV	137.0	DE	124.9	PR	130.7	MA	136.3	MA	138.9	VA	279.1
NJ	135.1	WY	136.6	WV	121.4	MA	122.5	WI	128.6	IA	130.9	KY	223.6
WY	134.5	NJ	126.6	MA	118.8	SD	118.0	SD	111.0	SD	127.8	NH	202.5
ID	125.0	ID	123.4	PR	117.3	WY	103.2	PA	107.8	WV	119.1	ID	195.1
VA	120.1	MA	118.3	ID	113.1	WV	102.5	VA	103.3	PA	117.7	IA	180.1
MA	109.9	VA	116.4	WY	101.0	PA	102.0	WV	103.3	VA	112.2	WV	179.7
PR	107.7	PR	111.0	VA	96.8	ID	101.6	WY	99.2	WY	101.3	WY	162.0
PA	101.4	PA	102.1	PA	94.8	VA	92.1	ID	95.3	NY	88.6	ND	151.1
NH	68.1	NY	72.9	NY	77.4	NY	79.7	NY	78.8	ID	85.5	VT	148.6
NY	67.6	NH	65.3	NH	67.0	NH	64.6	NH	71.0	NH	77.5	ME	143.2
ME	59.4	ME	58.2	ME	61.2	ME	60.1	ME	68.8	ME	74.9	SD	120.9
VT	31.1	VT	45.1	VT	28.4	VT	38.9	VT	53.3	VT	69.5		

Source: FBI UCR

2017

ANNUAL REPORT

MARYLAND VEHICLE THEFT PREVENTION COUNCIL

VEHICLE THEFT ON THE ROAD



Pictured above is the Vehicle Theft Prevention Display and information booth maintained by the Maryland Community Crime Prevention Institute on display during the Annual Governor's Crime Prevention Awards Ceremony.

Award winners, guests and dignitaries from across the state attended the event.

The video monitor on the display presents repeating messages about vehicle theft prevention as well as PowerPoint slides and other timely information.

Claude Nelson
MCCPI Manager & State DARE Coordinator
Department of Public Safety and Correctional Services
Maryland Police and Correctional Training Commissions



The key to preventing vehicle theft *is* in *your* hands.



Lock your car.

Take the key.

Use an anti-theft device.

Participate in the Maryland
“Watch Your Car” Program.



Maryland
Vehicle Theft Prevention Council
1201 Reisterstown Road
Pikesville, MD 21208
1-800-96-THEFT
www.MDAutoTheft.org